



4-H EXHIBITOR INFORMATION

Schoharie County Sunshine Fair

Cobleskill, NY

August 8 - August 13, 2023



Cornell Cooperative Extension of Schoharie and Otsego Counties

Extension Center
173 S Grand St., Suite 1
Cobleskill, NY 12043
518-234-4303 ext. 113

<http://cceschoharie-otsego.org>
Email: cmr336@cornell.edu

The information given herein is supplied with the understanding that no discrimination is intended and no endorsement by Cornell Cooperative Extension is implied.

Table of Contents

| | |
|---|----------------|
| Pre-Fair & Fair Week Schedules | (pages 3-4) |
| 4-H Cloverbud Rules & Regulations | (page 5) |
| Non-Animal & Egg Project Check-In | (page 6) |
| Exhibitor Pre-fair Guidelines | (pages 7-8) |
| Animal Health Requirements | (pages 9-15) |
| | |
| Rules & Regulations for Livestock & Poultry | (page 16) |
| Section 144 – Poultry | (pages 17-18) |
| Sections 20-28 – Dairy Cattle | (pages 19-22) |
| Sections 30-43 – Goats | (pages 23-24) |
| Section 45 – Swine | (pages 25-26) |
| Sections 50-63 – Sheep | (pages 27-28) |
| Sections 70-76 – Beef | (pages 29-30) |
| Sections 90-143 – Rabbits | (pages 31-33) |
| Junior Department Livestock Entry Form | (pages 34-36) |
| | |
| Rules & Regulations for Horse | (pages 37-39) |
| Sections 80-82 – Horse | (pages 40-42) |
| Junior Department Horse Show Entry Form | (pages 43-44) |
| | |
| Rules & Regulations for Non-Livestock | (page 45) |
| Sections for all Non-Animal Exhibits | (pages 46-110) |
| Section 16 – All Contests | (page 111) |
| Section 19 – Dogs | (page 112) |
| Section 141 – Egg Exhibits | (page 113) |
| Junior Department Non-Livestock Entry Form | (page 114-115) |

2023 PRE Fair Schedule

Events and related information

| | |
|----------------------------------|---|
| <u>MONDAY, JUNE 26</u> | Poultry Pullorum Clinic, 2:30 – 5:00 PM, Fairgrounds (Progressland Building) |
| <u>TUESDAY, JUNE 27</u> | 4-H Horse Evaluations, 5:30 PM, Fairgrounds REGISTRATION IS REQUIRED |
| <u>WEDNESDAY, JUNE 28</u> | 4-H Fair Entry Workshop, 6:30 PM, Extension Center, 173 South Grand St, Cobleskill, NY |
| <u>THURSDAY, JULY 6</u> | Entry Forms for animal and non-animal exhibits are due to the Schoharie County Fair Office Cobleskill Agricultural Society, PO Box 249, Sunshine Drive, Cobleskill, NY 12043 (NO LATE ENTRIES) |
| <u>SUNDAY, AUGUST 6</u> | |
| 9:00 a.m. – 1:00 p.m. | Animal check in; all animals will be examined as they come off the trailer TIMES WILL BE STRICTLY ENFORCED |
| 1:00 – 4:00 p.m. | Progressland, Evaluation of pre-registered, non-animal projects |
| 4:00 – 8:00 p.m. | Clean Up Decorate Horse Stalls |
| <u>MONDAY, AUGUST 7</u> | |
| 9:00 a.m. – 1:00 p.m. | Animal check in; all animals will be examined as they come off the trailer TIMES WILL BE STRICTLY ENFORCED |
| 3:00 – 8:00 p.m. | Horse Check In |
| 5:00 p.m. | 4-H Club displays in place – Exhibit Hall |
| 7:00 p.m. | All Exhibits in place |
| 7:00 p.m. | Junior Department Ice Cream Social – Show Barn |

2023 Fair Week Schedule

*The 4-H Office is located in the Exhibit Hall and will be staffed Fair week: 11:00 a.m. – 9:00 p.m.
Hours are subject to change.*

| | | |
|---------------------------------|---------------------|----------------------|
| <u>TUESDAY, AUGUST 8</u> | | |
| 9:00 a.m. | Poultry Junior Show | Sheep/Goat Pole Barn |
| 1:00 p.m. | Rabbit Junior Show | Sheep/Goat Pole Barn |
| 5:00 p.m. | Beef Junior Show | Show Barn |

WEDNESDAY, AUGUST 9

| | | |
|-----------|---|-----------------|
| 9:00 a.m. | Youth Dairy Showmanship/ Junior & Senior Animals | Show Barn |
| 4:00 p.m. | Gymkhana Junior Show | Horse Show Ring |

THURSDAY, AUGUST 10

| | | |
|-----------|--------------------------|----------------------|
| 8:30 a.m. | Junior Dept. Horse Shows | Both Horse Rings |
| 9:00 a.m. | Goat Junior Show | Sheep/Goat Pole Barn |
| 1:00 p.m. | Sheep Junior Show | Sheep/Goat Pole Barn |
| 5:00 p.m. | Swine Junior Show | Show Barn |

FRIDAY, AUGUST 11

| | | |
|-----|--------------------------|--------------|
| TBD | 4-H Public Presentations | Exhibit Hall |
|-----|--------------------------|--------------|

SATURDAY, AUGUST 12

| | | |
|-----------|---------------------------|----------------------|
| 9:00 a.m. | Junior Dept Dog Show | Canine Center |
| 1:00 p.m. | All Animal Costume Parade | Show Barn |
| 4:00 p.m. | Youth Auction | Sheep/Goat Pole Barn |

SUNDAY, AUGUST 13

| | | |
|-----|--------------------------|--------------|
| TBD | 4-H Public Presentations | Exhibit Hall |
|-----|--------------------------|--------------|

SUNDAY RELEASE TIME SCHEDULE

Please note, any Exhibits that leave before the scheduled time, WILL forfeit all premiums.

| | |
|--------|---|
| 7 p.m. | Large Animals (Cattle) Sheep, Swine, Poultry, Rabbits, Goats |
|--------|---|

All livestock exhibits must be off the grounds before Noon on Monday, August 14

4-H CLOVERBUD GENERAL RULES AND REGULATIONS

4-H Cloverbuds, the youngest participants in the 4-H Club Program, are enthusiastic, curious, creative, robust and resilient young people who are growing physically, cognitively, socially and emotionally through a period of rapid and often uneven development. The 4-H Cloverbud Program has been designed to meet the very special needs of these 5 to 8 year olds. The New York State Cloverbud Policy specifies a Cloverbud must turn 5 by January 1 of the 4-H club year and must have been enrolled in Kindergarten at the beginning of the school year.

Safety - Safety is always a concern in any program that involves youth. It is of particular importance when working with 4-H Cloverbuds (children develop mentally in the kindergarten to third grade level). When working with this audience and animals, it must be remembered that the safety of the youth is the primary concern and objective. The developmental levels of 4-H Cloverbuds may limit their ability to work safely in some project areas. Care must be taken not just with animals, but also with any 4-H Club activity that may include animals, large equipment, certain outdoor activities (games and athletic activities, water activities, etc.) or other situations where safety of youth would be an issue.

Recognition – For 4-H Cloverbuds, recognition should be informal and equal for all participants. Cloverbuds may not be competitively evaluated against one-another, against older youth or participate in any class that ranks the child or their project animal. Cloverbuds can receive a participation ribbon; prize or other fun token that indicates every child is a winner! Expensive trophies, Danish ribbons and financial rewards are inappropriate.

Competition - Competition takes the emphasis away from the process and puts it on the end product. Young children are fascinated with the process of accomplishing a task. Placing importance on the result rather than the process is in direct conflict with what is important to children in this developmental stage. The absence of competition reduces the importance of the outcome and frees each child to simply enjoy the experience of playing and learning. Research indicates that children under age 8 are not developmentally ready to participate in structured peer competitive events. "Exhibition Only" means neither youth, nor projects are ranked or placed. All participants are equally praised for their accomplishments in a show & tell type setting.

CLOVERBUD 4-H MEMBER EXHIBIT AREAS

4-H PROJECTS/ENTRIES

- 4-H Cloverbuds may enter their 4-H projects in the Cloverbud category
- 4-H Cloverbuds are not judged. Cloverbuds will speak with evaluators and become familiar with the process of evaluation.
- All Cloverbuds will receive a ribbon of participation.
- Each 4-H Club Organizational Leader in cooperation with the 4-H Cloverbud member's parents or guardians should make a decision about whether or not this an appropriate level of participation for the individual 4-H Cloverbud.

CLOVERBUD 4-H CLUB DISPLAY - a showcase of your 4-H Cloverbud Club

- 4-H Clubs must pre-register by July 3 on the entry form sent to Organizational Leaders.
- Each Cloverbud 4-H Club will be assigned a display area which is approximately 4' deep x 4' long
- This is an educational display
- The Cloverbud 4-H Club will receive a monetary award for their participation.

4-H CLOVERBUD SHOWMANSHIP - 4-H Cloverbuds will be allowed to participate in a special 4-H Cloverbud Showmanship Class for any animal species except horse.

- All class participants will receive a participation ribbon. Participants will not be placed and monetary awards will not be given. This is a participation class, not a competition class.
- The 4-H Cloverbuds must have worked with the animal during the current 4-H Club year. The 4-H Cloverbud must be able to control the animal: halter and lead line is recommended where appropriate.
- **Older 4-H members or an adult helping in the show ring is mandatory.**

Non-Animal Project Check-In

Exhibit Hall (Previously known as Progressland)

Sunday, August 6th from 1:00-4:00 PM

NOTE: ALL Green 4-H Entry Cards MUST be completed BEFORE the 4-Her crosses the border to be evaluated!

1. Each exhibitor will approach the registration desk.
2. Find the proper line according to the last name:
A-D
E-H
I-O
P-Z
3. Give your last name to find your Exhibit Entry Form.
4. Provide your COMPLETED green 4-H Entry Card(s) – one for each entry.
5. All green Entry Cards must be attached properly to the project prior to entering the Exhibit Hall for evaluations. It must be placed so that an audience is able to view the project and card.
6. No Entry Form = no premiums
7. Parents/Guardians are not allowed in the evaluation area.
8. Cloverbud members must be accompanied by an adult.

**THANKS for
entering**



**your
projects!!!**



RICHARD A. BALL
Commissioner

Exhibitor Pre-fair Guidelines

Cattle, Sheep, Goats, Swine, Llamas and Alpacas, Cervids, Misc. Ruminants

- Review the animal health requirements booklet including information for your species **before** your veterinarian arrives to inspect your animals. If you have any questions, **ask**.
- Your veterinarian is responsible for inspecting your animals and completing the certificate of veterinary inspection (CVI). Call **early** to avoid the last-minute rush when mistakes are made and there is no time to correct.
- Make sure USDA approved official ID ear tags are present on cattle and swine and USDA approved scrapie ID is in place on sheep and goats.
- Llamas and alpacas require a microchip or ear tag. If a microchip is utilized make sure the veterinarian confirms the microchip ID or places one. If your animal is identified by a microchip, make sure you bring a working reader with you to the fair.
- **ALL IDENTIFICATION MUST BE RECORDED. Make sure it is.**
- Review the CVI carefully upon receipt to make sure all the information is correct including any required test or vaccination information.
- **DO NOT** stuff it in an envelope and assume all is well. The time to correct is before pulling them out at the fair. The CVI is your document, and you share responsibility if it is incorrect.
- If you are **importing** livestock from out of state, make sure the interstate requirements are met and you have a valid **interstate certificate of veterinary inspection**.

Poultry

- If your flock is participating in the NPIP program, schedule pullorum flock inspection and testing well ahead of the fair.
- If you're having your birds tested within 90 days of the fair, you must go to a pullorum clinic. Available clinics are listed on the Dept. website. No individual testing is available if you miss a clinic.
- Birds qualified by 90-day test must be identified by official leg band.
- **Bring documentation** with you to the fair in the form of a 1) current NPIP certificate, 2) 90-day test chart or 3) purchase receipt with NPIP certification within 1 year of the date of admission to the fair.

Horses

- NY origin horses must be accompanied by a negative EIA test report. The date of sample collection for the qualifying EIA test must have been on or after January 1, 2021.
- **Imported** horses must be accompanied by an interstate certificate of veterinary inspection with a **negative EIA test within 12 months prior to entry**. Rabies vaccination information can be incorporated into the CVI.
- Drawing or photograph **must** match the horse.
- Rabies vaccination must be within 1 year of arrival at the fair and be documented by a **signed** rabies certificate or a signed statement on the EIA test chart with the required information (see requirements).

MOST IMPORTANT

When you are loading your livestock for the trip to the fair, take the time to examine them. Make sure they are the same animals that are on the paperwork and, if they are showing any signs of illness, **LEAVE THEM HOME.**



RICHARD A. BALL
Commissioner

Animal Health Requirements For Admission to New York State and County Fairs

(Part 351 of NYS Agriculture and Markets Regulations)
NYS Department of Agriculture and Markets/Division of Animal Industry
10B Airline Drive, Albany, NY 12235 | 518-457-3502 | www.agriculture.ny.gov/animals

Contents

- General Prohibitions and Requirements
- Certificates of Veterinary Inspection
- Animal Identification
- Rabies Vaccination
- BVD-PI Testing
- Cleaning and Disinfection
- Animal Deaths
- Calving, Kidding, and Lambing
- Commingling of Sheep and Cattle
- Commingling of Swine and Poultry
- Isolation on Returning Home
- Individual Species Requirements
 - Horses
 - Cattle
 - Sheep
 - Goats
 - Swine
 - Llamas and Alpacas
 - Poultry
 - Deer/Elk
 - Miscellaneous Ruminants
- Exhibitor Pre-fair Guidelines

General Prohibitions and Requirements

- No person shall bring or have present an animal on the fairgrounds for any reason (show, exhibit, raffle, demonstration, display) during a fair which is not qualified under NYS regulations.
- No person shall present an interstate or intrastate certificate of veterinary inspection that has been altered by anyone other than the issuing veterinarian.
- Animals demonstrating clinical signs or other evidence of infectious, contagious, or communicable diseases shall not be allowed on the fairgrounds during a fair.
- Representatives of the Commissioner may deny admission to, or require removal from, the fair premises or require the segregation of any animal showing signs of, or exposed to, any infectious, contagious, or communicable disease.

NOTE: The fair board of directors has the authority to reject unworthy or unsightly exhibits for reasons other than infectious, contagious, or communicable disease (Part 350.10). The state veterinarian or animal health inspector will bring questionable exhibits to the attention of the fair board.

- All animals presented that originate from a location other than New York shall meet all New York State importation regulations appropriate to the species in addition to the fair animal health requirements.

Certificates of Veterinary Inspection (CVI)

- Cattle, sheep, goats, swine, llamas, alpacas, deer, and misc. ruminants require a valid CVI to enter the fairgrounds.
- The CVI must be issued by a Category 2 accredited veterinarian. Wet ink signatures for paper CVIs or e-signature for eCVIs are acceptable.
- All animals must be officially identified. **ALL MANMADE ID MUST BE RECORDED.** Refer to Animal Identification section below for more information.
- Only one species is allowed per certificate.
- The type and duration of certificate required depends on the origin of the livestock.

New York Origin Livestock:

- A valid intrastate CVI (AI-61) is required.
- Each animal must be individually identified on the CVI (see below).
- The CVI must be issued on or after May 1 of the current year.

Out of State Origin Livestock:

- All animals entering New York State must satisfy import health and test requirements for that species and be accompanied by a valid interstate CVI.
- An e-CVI may be issued but a paper copy of the e-CVI is required for the animal check-in process.
- The interstate CVI is valid for 30 days from the date of CVI inspection. During the fair season (July 1 through Labor Day) valid CVI's can be used multiple times for entrance into fairs. The initial entrance into a NY fair must be within 30 days of the date of CVI inspection. In order for the CVI to be used for a later fair, it must be dated and initialed by a NYS Agriculture and Markets official noting the location of the initial fair. A change in health status or eligibility of an animal necessitates the generation of a new CVI.

Questions regarding import requirements should be directed to the Division of Animal Industry at 518-457-3971, or at the division's import/export homepage:

<https://agriculture.ny.gov/animals/animal-import-export>

Animal Identification

- **ALL MANMADE ID MUST BE RECORDED**
- Cattle must be identified by an official USDA approved ear tag. Radio frequency identification (RFID) ear tags, commonly referred to as "840 RFID tags," are strongly recommended.
- Sheep and goats must be identified by official scrapie identification (see sheep and goat sections below).
- Swine must be identified by an official USDA approved ear tag. Radio frequency identification (RFID) ear tags, commonly referred to as "840 RFID tags," are strongly recommended. Nursing piglets do not have to be individually identified if the sow is correctly identified on the CVI and the number of piglets in the litter is noted on the CVI.
- Llamas and alpacas must be identified by official ear tag or microchip.
- Misc. ruminants must be identified by unique ear tag or microchip.
- A complete written description is sufficient identification for horses entering New York accompanied by a CVI. The description must match the EIA test record. Horse sketches and descriptions should reference color pattern, hair whorls,

chestnuts, scars, and other markings as necessary to uniquely identify the horse. Tattoos and microchips if any should be included. "Bay, no markings" is not an acceptable description for a CVI or EIA test record.

- NOTE: If you are exhibiting animals identified by microchip, a working reader must be supplied by the exhibitor.
- For questions on animal identification please contact your veterinarian or our office at 518-457-3502.

Rabies Vaccination

- Rabies vaccination is required for all species for which there is a USDA licensed vaccine available (cattle, horses, sheep, dog, cat, ferret) and that are 4 months of age or older on the date of admission to the fair.
 - For most rabies vaccines, the earliest age allowable for primary vaccination is 3 months. Animals that are vaccinated prior to 3 months of age will need to be re-vaccinated according to label before entering the fairgrounds.
- Vaccine must have been administered within the past 12 months. The exception is Imrab LA vaccine used in sheep which protects for 3 years after the second annual vaccination (consult your veterinarian).
- The rabies vaccination requirement must be met on the day of admission even if the animal was previously admitted to a fair when too young to vaccinate.
- NOTE: Individual fairs can require animals for which there is no approved rabies vaccine to be vaccinated for rabies. The requirements outlined above would apply. The fair is responsible for notifying exhibitors. The New York State Fair requires rabies vaccination for all livestock species entering the grounds.

Acceptable Proof of Rabies Vaccination

- Acceptable proof of rabies vaccination must include a signed written statement from the veterinarian administering the vaccine or a valid certificate of veterinary inspection that has the vaccination listed and is signed by the Category 2 accredited veterinarian.
- Acceptable proof of rabies vaccination must include the name of the product used, the date of administration, and the duration of immunity if longer than one year (sheep only).
- If the statement of rabies vaccination is included on an EIA test record, it must be signed separately in addition to the required EIA test record signature.
- NOTE: Rabies titers are not acceptable proof of rabies protection and cannot be used to meet entry requirements.
- Acceptable proof of vaccination for dogs is a valid vaccination certificate or a copy of the dog license that contains the rabies vaccination information.

BVD-PI Testing

- All cattle, llamas, and alpacas exhibited at NY county fairs, or the State Fair must be negative to an approved test appropriate to detect **Bovine Viral Diarrhea persistent infection (BVD-PI)**. The testing veterinarian is responsible to make sure the proper test is conducted. This is a once in a lifetime test that must be reported on the required certificate of veterinary inspection. The issuing veterinarian is responsible for verifying the validity of the test, official identification of the animal, and recording the test date on the CVI. If a previous test is not verifiable, the test must be repeated.

Cleaning and Disinfection

- All buildings on the fairgrounds housing animals must be cleaned and disinfected prior to the opening of the fair and between groups of animals when housing is rotated (Section 50.2 of Agriculture and Market regulations).

Animal Deaths

- Occasionally animal deaths occur at a fair. If a death occurs it must be reported to the state veterinarian in charge as soon as possible for review. The animal must be promptly removed from the public exhibit area to a secure location and held for the veterinarian prior to disposal.

Calving, Kidding, and Lambing

- Any cattle, goats, or sheep that calve, kid, or lamb while at a county fair or the State Fair will be **ordered removed from the fairgrounds** along with their offspring, unless the animals are part of a birthing demonstration.

Commingling of Sheep and Cattle

- Due to the potential spread of malignant catarrhal fever from sheep to cattle, it is strongly recommended that cattle be kept separate from sheep.

Commingling of Swine and Poultry

- Due to the potential spread of influenza virus, it is recommended that swine and poultry be housed in separate locations.

Isolation on Returning Home

- The owner or custodian shall keep show animals biologically separate from the herd or flock for a period of at least two weeks after returning to the premises of origin. If any illness is noted in the exhibition animals, the owner should contact their veterinarian immediately.

Individual Species Requirements

Horses

- Certificate of Veterinary Inspection (CVI) is not required for New York origin horses. CVI is required for imported horses. Extended Equine CVIs (EECVIs) are acceptable. For more information on EECVIs, visit <http://www.globalvetlink.com>.
- Negative Equine Infectious Anemia (EIA) test is required for all horses 6 months of age or older. The horse must be accompanied by a valid negative EIA test record, signed by a Category 2 accredited veterinarian. The sample collection date for the qualifying EIA test must have been on or after January 1, 2022, for New York origin horses. For imported horses, the EIA test must have been conducted within 12 months prior to entry. The EIA test certificate must include a complete description of the horse.
- Rabies vaccination within 12 months is required for all horses 4 months of age or older (see above).

Cattle

- Certificate of Veterinary Inspection with animals properly identified. See Animal Identification section above.
- Rabies vaccination is required for all cattle 4 months of age or older (see above).
- All cattle must be negative to an approved test appropriate to detect Bovine Viral Diarrhea persistent infection (BVD-PI). The date and results of the testing must be noted on the certificate of veterinary inspection.
- All cattle must be vaccinated against bovine respiratory disease complex including bovine respiratory syncytial virus, bovine virus diarrhea, infectious bovine rhinotracheitis and parainfluenza with a product administered in a manner and time frame adequate to confer protective immunity for these diseases for the duration of the fair. The date and vaccine product should be documented.

Sheep

- Certificate of Veterinary Inspection with animals individually identified with USDA approved scrapie identification. Identification must be one of the following: 1) USDA approved tags or 2) a legible USDA approved flock tattoo and individual animal ID number or 3) electronic implant device (microchip) if the sheep is enrolled in the Scrapie Flock Certification Program. For information on scrapie ID, contact USDA at 1-866-USDA-TAG (1-866-873-2824).
- Rabies vaccination is required for all sheep 4 months of age or older (see above).
- The CVI must contain a written statement from the issuing Category 2 accredited veterinarian that the flock of origin was inspected after May 1 of the current year and no evidence of contagious, infectious, or communicable diseases was found.
- If evidence of soremouth (contagious ecthyma) is found on any sheep, the entire exhibit including the affected animals (and any small ruminants from any other flock on the same conveyance to the fairgrounds) shall immediately be removed from the fair premises with the holding pens cleaned and disinfected immediately after removal.

Goats

- Certificate of Veterinary Inspection with animals individually identified with USDA approved scrapie identification. Identification must be one of the following: 1) USDA approved tags or 2) a legible registration tattoo or 3) a legible USDA approved herd tattoo and individual animal ID number or 4) electronic implant device (microchip) if the goat is enrolled in the Scrapie Flock Certification Program and/or the electronic implant ID is recorded on the goat's registration paper. For information on scrapie ID, contact USDA at 1-866-USDA-TAG (1-866-873-2824).
- The CVI must contain a written statement from the issuing Category 2 accredited veterinarian that the herd of origin was inspected after May 1 of the current year and no evidence of contagious, infectious, or communicable diseases was found.
- If evidence of soremouth (contagious ecthyma) is found on any goat, the entire exhibit including the affected animals (and any small ruminants from any other flock on the same conveyance to the fairgrounds) shall immediately be removed from the fair premises with the holding pens cleaned and disinfected immediately after removal.

Swine

- Certificate of Veterinary Inspection with animals properly identified. See Animal Identification section above.

Llamas and Alpacas

- Certificate of Veterinary Inspection with animals properly identified. See Animal Identification section above.
- All llamas and alpacas must be negative to an approved test appropriate to detect Bovine Viral Diarrhea persistent infection (BVD-PI). The date and results of the testing must be noted on the certificate of veterinary inspection.

Poultry

- Poultry (with the exception of doves, pigeons, and waterfowl) must be accompanied by 1) results of a negative pullorum typhoid test conducted within 90 days prior to exhibition OR 2) proof that the birds originated directly from a US pullorum-typhoid clean flock or equivalent flock.
- Poultry qualified by 90-day test must be identified by official leg band.
- Proof of NPIP status must be in the form of an NPIP certificate or purchase receipt containing NPIP certification information. If utilizing a receipt, it must be dated within 1 year of the date of admission to the fair.

Deer/Elk (Cervidae)

- Certificate of Veterinary Inspection with animals properly identified. See Animal Identification section above.
- Originate from a herd classified as accredited or qualified under USDA tuberculosis regulations.
- A movement permit obtained from the Division of Animal Industry is required for all deer movements. All CWD and TB program requirements must be met before a permit will be issued. Questions regarding movement permits should be directed to the Division of Animal Industry at 518-457-3502.

Miscellaneous Ruminants

- Certificate of Veterinary Inspection with animals properly identified. See Animal Identification section above.

Exhibitor Pre-fair Guidelines

Cattle, Sheep, Goats, Swine, Llamas, and Alpacas, Cervids, Misc. Ruminants

- Review the animal health requirements booklet including information for your species **before** your veterinarian arrives to inspect your animals. If you have any questions, **ask**.
- Your veterinarian is responsible for inspecting your animals and completing the certificate of veterinary inspection (CVI). Call **early** to avoid the last-minute rush when mistakes are made and there is no time to correct.
- Make sure **USDA approved official ear tags** are present on cattle and swine and USDA approved scrapie ID is in place on sheep and goats. Official ID must be applied to animals prior to regulatory testing and completion of the CVI.
- Llamas and alpacas require a microchip or ear tag. If a microchip is utilized make sure the veterinarian confirms the microchip ID or places one. If your

animal is identified by a microchip, make sure you bring a working reader with you to the fair.

- **ALL IDENTIFICATION MUST BE RECORDED. Make sure it is.**
- Review the CVI carefully upon receipt to make sure all the information is correct including any required test or vaccination information.
- **DO NOT** stuff it in an envelope and assume all is well. The time to correct is before pulling them out at the fair. The CVI is your document, and you share responsibility if it is incorrect.
- If you are **importing** livestock from out of state, make sure the interstate requirements are met and you have a valid **interstate certificate of veterinary inspection**.

Poultry

- Schedule pullorum flock inspection and testing well ahead of the fair if your flock is participating in the NPIP program.
- If you're having your birds tested within 90 days of the fair, you must go to a pullorum clinic. Available clinics are listed on the Dept. website. No individual testing is available if you miss a clinic.
- Birds qualified by 90-day test must be identified by official leg band.
- **Bring documentation** with you to the fair in the form of a 1) current NPIP certificate, 2) 90-day test chart or 3) purchase receipt with NPIP certification within 1 year of the date of admission to the fair.

Horses

- NY origin horses must be accompanied by a negative EIA test report. The date of sample collection for the qualifying EIA test must have been on or after January 1, 2022.
- **Imported** horses must be accompanied by an interstate certificate of veterinary inspection with a **negative EIA test within 12 months prior to entry**. Rabies vaccination information can be incorporated into the CVI.
- Drawing or photograph **must** match the horse.
- Rabies vaccination must be within 1 year of arrival at the fair and be documented by a **signed** rabies certificate or a signed statement on the EIA test chart with the required information (see requirements).

MOST IMPORTANT

When you are loading your livestock for the trip to the fair, take the time to examine them. Make sure they are the same animals that are on the paperwork and official ID is present and legible. If they are showing any signs of illness, **LEAVE THEM HOME.**

DEPARTMENT 11 – JUNIOR DEPT: 4-H, FFA and FCCLA Exhibits

Director in Charge: Lois Goblet

Superintendent: Catherine Roberts – 518-234-4303 Ext 113

General Rules & Regulations for Livestock & Poultry (Excluding Horses)

1. Competition is open to enrolled Schoharie County 4-H members, or FFA, or agricultural education student enrolled in a Schoharie County elementary, middle or high school during the previous school year. Youth must be at least 8 years old to exhibit in premium classes. Youth who are between 5 and 8 years old, may exhibit for participation only in classes designated as CLOVERBUD classes.
2. All exhibits in this department will be governed under the same general rules and regulations that apply to other departments.
3. Entries should be postmarked by July 6th, unless specified otherwise. The address and payee is Cobleskill Agricultural Society, PO Box 249, Cobleskill NY 12043. No fee is required to enter except for the purchase of entrance tickets.
4. No Late entries will be accepted.
5. Exhibitors 18 and under must purchase a \$5 Youth weekly exhibitor ticket. The \$5 Youth Exhibitor ticket will be issued to the exhibitor upon placement of their entry. Otherwise, exhibitors and contestants must abide by regular admission regulations - see general rules.
6. No passes will be mailed. All passes will be distributed by the Department Superintendents upon delivery of items for judging.
7. Submission of an entry implies the exhibitor has read and agrees to the Fair's General Rules and Regulations and the Department's Rules and Regulations plus all the Animal/Poultry Health Rules & Regulations.
8. Youth must be present at the time of judging. Each member is expected to be responsible for the showing and care of his or her own animal. Exceptions can be made under such circumstances or conditions as the agriculture educator may determine necessary. Up to two entries per class will be allowed. If an exhibitor has two entries in a class, the second entry must be shown by another youth who is also exhibiting in the show. Adult assistance is permitted on a case by case basis with the approval of the Cooperative Extension representative.
9. The awarding of ribbons and premiums shall be at the judge's discretion. The Danish system of awards will be used except where noted for Department 11 – Junior Department.
10. Animals/poultry cannot be put into housing until approved by Vet. Proper certificates and tags required. Drop off times are Sunday & Monday, August 6th & 7th from 9 am to 1 pm for all animals. All stalls, pens or cages must be labeled with contact person's name and best phone number.
11. All livestock exhibits will be released 7 p.m. on Sunday, August 13th and must be off the grounds before noon Monday, unless specified differently. Due to the release time and other activities on the grounds, extra measures have been taken to insure that safety and traffic patterns are not impacted in any negative way. Exhibits leaving before the permitted time will forfeit their premium money.
12. **Footwear:** Exhibitors are not permitted to wear flip flops in the animal barns. Sneakers or barn boots are strongly suggested.
13. Cloverbud Classes: Youth between the ages of 5 and 8 as of January 1 are considered Cloverbuds. Cloverbud aged youth may only enter designated Cloverbud classes for prizes and ribbons only. Cloverbuds may not enter premium classes.
14. It is expected that all Junior Department exhibitors will act in an appropriate manner. Any member of this department found conducting themselves in an improper manner or who violates any of the rules as set forth will forfeit any guarantee and premiums due and may be dismissed from the fairgrounds with exhibits. In addition, any parent displaying unsportsmanlike conduct may be subject to dismissal from the show grounds.
15. Junior Department exhibitors are urged to go home each evening. Exhibitors remaining on the fairgrounds must be chaperoned by a parent or guardian 21 or older.
16. Junior Department exhibitors remaining on the grounds overnight must be in their sleeping quarters by 11 p.m. No exhibitors may be in the barns after 11 p.m. No clipping of animals after 11 p.m.

DEPARTMENT 11 – JUNIOR DEPT: 4-H, FFA and FCCLA Exhibits

Director in Charge: Lois Goblet

Superintendent: Catherine Roberts – 518-234-4303 Ext 113

SECTION 144 – POULTRY

Rules & Regulations (In addition to General Rules & Regulations)


- All birds must have been owned and cared for by the exhibitor before June 1 of the current year.
- Reservations for pens must be submitted on entry.
- Birds must be in show quality condition: clean, healthy, vigorous, mature for classification, fully feather (meaning no unnatural bare areas), and free from lice and mites. The superintendent is authorized to exclude all exhibits not properly prepared for show or showing a diseased condition. Any poultry disqualified for participation in the Fair should be removed from the premises by the end of the same day.
- **Please provide your own water and feed dishes. Exhibitors will be responsible for the feeding, watering and care of their exhibits.**
- All poultry must be labeled as to owner, address, breed and class number.
- **Each exhibitor will be limited to one entry per class except in classes 5, 6, 7 & 8 in which two entries per class may be made if of two different breeds as defined in the American Standard of Perfection.**
- Only purebred birds may be entered in classes 5-10 and 16-27. Purebreds or crossbreds may be entered in classes 11-15.
- Judging of standard and bantam bred birds will be based on the American Standard of Perfection and the American Bantam Association Standard.
- Production birds will be judged on recommended production characteristics for meat or eggs.
- The Poultry Show will take place on Tuesday, August 8th at 9 am in the Sheep/Goat Barn. All poultry exhibitors must be present, and each exhibitor, at the direction of the judge, will present individual poultry exhibits to the judge for evaluation and determination of award.
- As a health precaution, all live poultry should be kept strictly isolated for 15 days or more or be sold and not returned to the home flock.
- Ribbons will be awarded to the Champion of Show for Poultry and to the Grand Champion Poultry Showman. In addition, ribbons will be awarded to the Best of Show - Production and the Best of Show - Exhibition.

POULTRY SHOWMANSHIP

- All exhibitors must enter the appropriate showmanship class on their entry form. Youth not owning a bird are allowed to enter a showmanship class using a non-owned bird that is exhibited by another youth at the fair.
- Exhibitors will remove their birds from the cage and present them to the judge.
- Exhibitors should be prepared to answer questions on disqualifications and identify poultry body parts.

Showmanship Classes

1. Cloverbud Showmanship: Exhibition only, no premium. Open to youth between 5 and 8 years old. Must be enrolled in a 4-H or FFA poultry project and must have owned or leased their project animal as of June 1. Each youth must be supervised by an adult while in the show ring. Ribbons only; no premium.
2. Beginners: exhibitors who have never participated in a poultry showmanship contest
3. Juniors: exhibitors 13 years and under
4. Seniors - exhibitors 14 years and over



DEPARTMENT 11 – JUNIOR DEPT: 4-H, FFA and FCCLA Exhibits

Director in Charge: Lois Goblet

Superintendent: Catherine Roberts – 518-234-4303 Ext 113

SECTION 144 – POULTRY (Continued)

POULTRY CLASSES

- A cockerel is a male bird hatched since January 1 of the current year.
- A pullet is a female bird hatched since January 1 of the current year.
- A hen is a female bird hatched prior to January 1 of the current year.
- A cock is a male bird hatched prior to January 1 of the current year.
- A trio will consist of two females and one male.

Classes:

5. Cock- may make 2 entries, different breeds
6. Hen- may make 2 entries, different breeds
7. Cockerel- may make 2 entries, different breeds
8. Pullet- may make 2 entries, different breeds

One entry allowed in the following classes.

9. Old Trio, six months and over
10. Young Trio, under six months
11. Egg Production Hen
12. Egg Production Pullet
13. Broiler, 8-12 weeks of age
14. Roaster, 12-20 weeks of age
15. Fowl, over 20 weeks of age

DUCKS

- All ducks are shown singly.
 - Females are called ducks; males are called drakes.
16. Young duck, less than one year old
 17. Young drake, less than one year old
 18. Old duck, more than one year old
 19. Old drake, more than one year old

GEESE

- All geese are shown singly.
 - A female is called a goose; a male is called a gander.
20. Young goose, less than one year old
 21. Young gander, less than one year old
 22. Old goose, more than one year old
 23. Old gander, more than one year old

TURKEYS

- All turkeys are shown singly.
 - A female is called a hen; a male is called a tom.
24. Young hen, less than one year old
 25. Young tom, less than one year old
 26. Old hen, more than one year old
 27. Old tom, more than one year old

DEPARTMENT 11 – JUNIOR DEPT: 4-H, FFA and FCCLA Exhibits

Director in Charge: Lois Goblet

Superintendent: Catherine Roberts – 518-234-4303 Ext 113

SECTIONS 20-28 – DAIRY CATTLE

Rules & Regulations (In addition to General Rules & Regulations)

The purpose of the Junior Department Dairy and Livestock shows are to teach the fundamentals of good livestock husbandry, to emphasize production and quality in farm animals, to stress the breeding of better livestock, to aid in developing a stronger county program, to demonstrate the finer points of fitting and showmanship, and to provide recognition and a fitting climax to each year's efforts of boys and girls.

- Competition is open to enrolled Schoharie County 4-H members or active FFA members enrolled in a Schoharie County FFA program. Youth participants must be at least 8 years of age by January 1st of current club year and not have reached their 19th birthday prior to January.
- Exhibitors must adhere to Animal Health Requirements for Admission to New York State and County Fairs for the current show season. (Refer to the beginning of premium list for more information).
- Showmanship and Dairy Cattle will be shown on **Wednesday, 8/9 @ 9am.**
- No substitutions are allowed.
- All exhibitors must be in the ring for the entire class in order to receive a premium for that class. In the event that the Junior Exhibitor cannot handle his or her animal, the exhibitor must still have some control of the halter to receive a premium.
- Cattle may be registered or non-registered - must fit A. or B.
 - A. All registered animals entered must have registration papers showing ownership by the exhibitor. Registration papers should be available to present during the fair.
 - B. All grade animals must have a grade ownership certificate. Grade ownership certificates are available from the Cooperative Extension Office and must be complete with all required signatures, but are not required to be on file. However, certificates should be available to present during the fair..
- Cattle may be either owned or non-owned - must fit A. or B.
 - A. All owned cattle must be personally owned and registered to the youth exhibitor as well as cared for by that exhibitor by no later than June 1 of the current year. However, youth should be working with their project animal(s) care. Dual ownership or syndicates are not allowed.
 - * We will check ownership paperwork

***NEW EXCEPTION:** Dual ownership between siblings will be allowed as long as all of the following criteria are met:

1. They are all bona fide siblings(sister, brother, step sister/brother, half sister/brother, adopted).
 2. All siblings on registration paper of animal(s) are of 4-H age and regular members as of Jan. 1st of the current year. Cloverbuds are not eligible. For NY State Fair entries entered through FFA or endorsed by a breed organization representative will need to follow 4-H rules on age also for the Dairy Youth Show.
 3. One sibling has to designate the animal as their project animal for the project year by June 1st of the current year by filing and completing animal identification form.
 4. Completed animal identification form needs to be filed with the appropriate organization (4-H county extension, FFA or Breed organization) to state the youth designation by June 1st.
 5. Designation cannot change during the program year and animal must be shown and exhibited by designated sibling.
 6. Bred and owned recognition can be given to designated youth as long as dual ownership is a current and legal partnership filed with breed organization.
- B. All non-owned cattle must be designated in the youth exhibitor's name and cared for by that exhibitor no later than June 1 of the current year. However, youth should be working with their project animal early on in the project year and should be assuming much of the responsibility for the animal's care.

Non-ownership is not available to youth already owning registered dairy cattle. One non-ownership certificate and the non-ownership rules and guidelines, properly filled out and signed by all parties must be completed and returned by the June 1 deadline. These forms are available from the Cooperative Extension Office. A copy of the non-ownership certificate should be kept by the exhibitor and be available to present during the fair. Youth are limited to showing two non-owned animals. Dual designation of one animal is not permitted.

- Every animal must be accompanied by proper health certificates. Health requirements are the same as those for open class dairy exhibitors. Any animal disqualified for participation in the Fair should be removed from the grounds by the end of the same day.

DEPARTMENT 11 – JUNIOR DEPT: 4-H, FFA and FCCLA Exhibits

Director in Charge: Lois Goblet

Superintendent: Catherine Roberts – 518-234-4303 Ext 113

- Bedding, hay and grain must be furnished by the exhibitor.
- All animals must be housed in the stalls designated by the Dairy Superintendent throughout the duration of the fair.
- Whites are obligatory for all youth showing for the Jr. Dept. Dairy Show on Wednesday. White pants are required for all breed classes though a farm shirt or other solid color shirt is acceptable. Appropriate footwear (preferably boots, but protective footwear is required) must be worn at all times. Flip flops should not be worn in the barn.
- **Please see Department 2, Section 7, Class 6 for Herdsmanship Class open to all youth.**

DEPARTMENT 11 – JUNIOR DEPT: 4-H, FFA and FCCLA Exhibits

Director in Charge: Lois Goblet

Superintendent: Catherine Roberts – 518-234-4303 Ext 113

SECTION 20 – DAIRY FITTING & SHOWMANSHIP: All junior department exhibitors must enter the fitting and showmanship class.

Exhibitors will be judged on:

Fitting of animal for showing

- condition and trimming of feet
- condition of head, ears, tail, etc.
- cleanliness and condition of hide and hair
- overall condition of animal indicating proper feeding and management

Showing of the animal

- control of the animal
 - poise and coolness of exhibitor
 - skill of showing the animal to best advantage
- Exhibitor
- personal appearance, including neatness and cleanliness of the exhibitor
 - knowledge of exhibitor demonstrated in show ring
 - Composition of age groupings for showmanship are subject to change depending upon the number of entries in each age group.

Classes for Dairy Fitting & Showmanship

1. Novice 8-13 years of age, first year showing (may not compete in age class)
2. Novice 14 years of age and older, first year showing (may not compete in age class)
3. Exhibitors 8-9 years of age as of January 1 of the current year
4. Exhibitors 10-12 years of age as of January 1 of the current year
5. Exhibitors 13-15 years of age as of January 1 of the current year
6. Exhibitors 16 years and over as of January 1 of the current year

Junior Classes

Breed Championship Ribbons: Grand Champion, Reserve Grand Champion, Senior Champion, Reserve Senior Champion, Junior Champion, Reserve Junior Champion, Best Udder for each breed.

A Best Bred and Owned award will be given to the highest placing animal bred and owned by the exhibitor for each breed. The breeder is defined as the owner of the dam at the time of service.

SECTION 21 – GRADE DAIRY CLASSES: All grade animals, 4-12 months old, are to be entered in Class 7 and all grade animals, 13-24 months old, are to be entered in Class 8.

Grade animals will not be considered for Grand Champion or Supreme Champion.

Class

7. Heifer calf born on or after August 1, 2022 - must be at least 4 months old by show date
8. Yearling (not in milk) born August 1, 2020 - July 31, 2021
9. Heifer born August 1, 2019 – July 31, 2020
10. Grade Dairy Cow

Junior Champion & Reserve Champion Ribbons Awarded

SECTIONS 22-27 – REGISTERED DAIRY CLASSES

SECTION 22 – Holstein

SECTION 23 – Guernsey

SECTION 24 – Jersey

SECTION 25 – Ayrshire

SECTION 26 – Brown Swiss

SECTION 27 – Milking Shorthorn

SECTION 28 – Other Breeds

Class

11. Spring heifer calf born on or after Feb 28, 2023, must be at least 4 months old by show date
12. Winter heifer calf born Dec 1, 2022-Feb 28, 2023
13. Fall heifer calf born Sept. 1, 2022-Nov. 30, 2022
14. Summer yearling born June 1, 2022-Aug 31, 2022
15. Spring yearling heifer (not in milk) born Mar 1, 2022-May 31, 2022
16. Winter yearling heifer (not in milk) born Dec 1, 2021-Feb 29, 2022
17. Fall yearling heifer (not in milk) born Sept 1, 2021-Nov 30, 2021

Junior Champion & Reserve Junior Champion Ribbons Awarded.

Supreme Junior Champion of All Breeds Awarded.

Class

18. Junior 2 year old, born Mar 1, 2021-Aug 31, 2021
19. Senior 2 year old, born Sept 1, 2020-Feb 28, 2021
20. 3 Years & Under 4, born Sept 1, 2019-Aug 31, 2020
21. 4 Years & Under 5, born Sept 1, 2018-Aug 31, 2019
22. 5 Years & Older, born on or before Aug 31, 2018
23. Dry Cow – 5 Yrs. & Under. Any female milked at least one lactation. May not be shown in other individual milking classes

Senior Champion & Reserve Senior Champion, Grand Champion & Reserve Grand Champion Ribbons Awarded. Supreme Bred and Owned and Supreme Champion of All Breeds Awarded.

DEPARTMENT 11 – JUNIOR DEPT: 4-H, FFA and FCCLA Exhibits

Director in Charge: Lois Goblet

Superintendent: Catherine Roberts – 518-234-4303 Ext 113

Class

- 24. Daughter-dam - the offspring of a milking
- 25. Produce of dam - 2 animals from the same dam; animals must have been shown in individual classes
- 26. Best Bred and Owned: Exhibitor must have owned the dam of entered animal at the time of breeding. Ribbon Only.

DEPARTMENT 11 – JUNIOR DEPT: 4-H, FFA and FCCLA Exhibits

Director in Charge: Lois Goblet

Superintendent: Catherine Roberts – 518-234-4303 Ext 113

SECTIONS 30-43 – GOATS

Rules & Regulations (In addition to General Rules & Regulations)

- Competition is open to enrolled Schoharie County 4-H members, or FFA, or agricultural education student enrolled in a Schoharie County elementary, middle or high school during the previous school year. Youth must be at least 8 years old to exhibit in premium classes. Youth who are between the ages of 5 and 8 years old (as of January 1) may exhibit only in Cloverbud Showmanship for participation only. No premiums will be paid to Cloverbuds. Cloverbud aged youth are not eligible to exhibit in any breed classes.
- **All goats must be vaccinated against rabies following the same protocol as for other species**
- The Junior Department Goat Show will take place on **Thursday, August 10** at 9 a.m. The show will begin with Fitting and Showmanship, followed by meat goat classes, then dairy goat classes, followed by market, pet/working class, and then fiber goats.
- Entries may be registered or grade. All animals entered must have either registration papers showing ownership (registered animals), or a statement of ownership (for non-registered animals only), or a certificate of non-ownership. Animals need not be owned by the exhibitor. Youth already owning an animal of a particular species cannot exhibit a non-owned animal of the same species. A non-ownership certificate must be supplied by June 1 of the current year. All entries must have been cared for by the exhibitor continually since June 1 of the current year. Youth are limited to showing two non-owned animals.
- Goats with horns and bucks will not be permitted except in meat goat classes.
- Feed, bedding and care must be furnished by the exhibitor.
- To compete at State Fair, animals must be purebred or recorded grade and owned by the exhibitor and registered in the exhibitor's name by June 1 of the current year.
- Entries must meet the state health requirements as listed in the open class section of this book. Any animal disqualified for participation in the Fair should be removed by the end of the same day.
- A class will be divided by breed if the number of entries warrants it. The judge may combine classes deemed to have too few entries.
- Animals shown in group classes must have been shown in breed classes.


SECTION 30 – DAIRY GOAT SHOWMANSHIP

- Each exhibitor must participate in fitting and showmanship and must enter the appropriate class on their entry form.
- Exhibitors of dairy goats must wear white. Exhibitors of meat, fiber and pet goats must wear dark pants and clean neat shirts with sleeves. All exhibitors must present a neat and professional appearance. No sandals, flip-flops, T-shirts or sleeveless shirts allowed.

Dairy Goat Showmanship

1. Novice Goat Showmanship: first year showing - judged on the same general characteristics as described for Dairy Cattle Fitting & Showmanship.
2. Junior Goat Showmanship: exhibitors 12 years and under; judged on the same general characteristics as described for Dairy Cattle Fitting and Showmanship.
3. Senior Goat Showmanship: exhibitors 13 years and over; judged on the same general characteristics as described for Dairy Cattle Fitting & Showmanship.
4. Cloverbud Showmanship: Exhibition only, no premium. Open to youth between 5 and 8 years old. Must be enrolled in 4-H or FFA. May use a family-owned or leased animal. Each youth must be supervised by an adult while in the show ring.

Championship Ribbons: Grand Champion, Reserve Grand Champion, Senior Champion, Reserve Senior Champion, Junior Champion, Reserve Junior Champion, Champion Showman, Reserve Champion Showman, Best Udder, Grand Champion Meat Animal, Reserve Grand Champion Meat Animal.



DEPARTMENT 11 – JUNIOR DEPT: 4-H, FFA and FCCLA Exhibits

Director in Charge: Lois Goblet

Superintendent: Catherine Roberts – 518-234-4303 Ext 113

SECTIONS 31-39 – DAIRY GOAT CLASSES

Note: There is a limit of two (2) entries per class.

SECTION 31 – Alpine

SECTION 32 – Nubian

SECTION 33 – Saanen

SECTION 34 – Oberhaasli

SECTION 35 – Sable

SECTION 36 – Nigerian Dwarf

SECTION 37 – Toggenburg

SECTION 38 – Any Other Registered Breed

SECTION 39 – Recorded Grades and Grades

Class

1. Doe Kid, (2-5 months) born Apr 1- June 1, current year
2. Doe kid, (5-8 months) born Dec 1 previous year-Mar 31 current year
3. Doe kid, (9-15 months) born May 1 previous year-Nov 30 previous year
4. Doe kid, (16-24 months) born Aug 1 two years previous-Apr 30 previous year
5. Milker, 1 year old and under 2
6. Milker, 2 years old and under 3
7. Milker, 3 years old and under 5
8. Milker, 5 years and older
9. Dam and Daughter, owned by one exhibitor
10. Produce of dam, (two does from same dam) owned by one exhibitor
11. Best Three Females, 3 does owned by one exhibitor
12. Best Bred and Owned: Exhibitor must have owned the dam of entered animal at the time of breeding. Ribbon Only.

SECTION 40 – MEAT GOATS

- All ages are as of August 1, previous year.
- Meat goat stock does not need to be registered with any breed organization.

Meat Goat Showmanship

1. Novice Goat Showmanship: first year showing.
2. Junior Goat Showmanship: exhibitors 12 and under.
3. Senior Goat Showmanship: exhibitors 13 and over.
4. Cloverbud Showmanship: Exhibition only, no premium. Open to youth between 5 and 8 years old. Must be enrolled in 4-H or FFA. May use a family-owned or leased animal. Each youth must be supervised by an adult while in the show ring.

Meat Goat Classes

5. Doe kid, (2-5 months) born April 1 – June 1, current year
6. Doe kid, (5-8 months) born Dec. 1 previous year – March 31 current year

7. Doe kid, (9-15 months) born May 1 previous year – Nov. 30 previous year
8. Doe kid, (16 – 24 months) born Aug 1 two years previous – April 30 previous year
9. Doe, one year old and under 2, kidded
10. Doe, 2 years old and under 3, kidded
11. Doe, 3 years old and under 5
12. Doe, 5 years and older
13. Dam and Daughter owned by one exhibitor

SECTION 41 –MARKET GOAT CLASSES

- Animals may not be entered in any other class, and no older than 12 months.
- Animals will be divided into light, middleweight, and heavyweight upon check in. Exhibitors may have one entry in each Weight division.

Market Goat Classes

1. Lightweight, 20 - 35 lbs.
2. Middleweight, 35 - 70 lbs.
3. Heavyweight, over 70 lbs.

SECTION 42 –WORKING GOAT CLASSES

Showmanship: Exhibitors must enter showmanship in either Section 30 or Section 40.

Classes:

1. Pack Goat: must be shown with pack
2. Driving Goat: exhibitor must drive goat with cart and harness

SECTION 43 –FIBER GOATS

Showmanship: Exhibitors must enter showmanship under Section 30.

Classes

1. Doe kid, (2-5 months) born Apr 1-June 1, current year
2. Doe kid, (5-8 months) born Dec 1 previous year-Mar 31 current year
3. Doe kid, (9-15 months) born May 1 previous year-Nov 30 previous year
4. Doe kid, (16-24 months) born Aug 1 two years previous-Apr 30 previous year
5. Doe, one year old and under, kidded
6. Doe, two years old and under three, kidded
7. Doe, 3-5 years old
8. Doe, over 5 years

DEPARTMENT 11 – JUNIOR DEPT: 4-H, FFA and FCCLA Exhibits

Director in Charge: Lois Goblet

Superintendent: Catherine Roberts – 518-234-4303 Ext 113

SECTION 45 – SWINE

Rules & Regulations (In addition to General Rules & Regulations)

1. Competition is open to enrolled Schoharie County 4-H members, or FFA, or agricultural education student enrolled in a Schoharie County elementary, middle or high school during the previous school year. Youth participants must be at least 8 years of age by January 1st of current club year and not have reached their 19th birthday prior to January. Animals must be fitted and shown by the exhibitor.
2. All animals entered must have either registration papers showing ownership (registered animals), or a statement of ownership (for non-registered animals only), or a certificate of non-ownership. Animals need not be owned by the exhibitor. Youth already owning an animal of a particular species cannot exhibit a non-owned animal of that species. A non-ownership certificate must be supplied by June 1 of the current year. Youth are limited to showing two non-owned animals. All entries must have been cared for by the exhibitor continually since June 1 of the current year. Any animal disqualified for participation in the Fair should be removed by the end of the same day.
3. Feed, bedding and care must be furnished by the exhibitor.
4. The Swine Show will take place on **Thursday, August 10** starting at 5 p.m. in the Show Barn. The first class will be Swine Showmanship.
5. Entries in market classes may not be entered in breeding classes and vice versa.
6. Junior exhibitors wishing to make entries in the open class Swine Show may do so by following the regular open class entry procedures.
7. Entries must meet the same health requirements as for open class swine.

SWINE FITTING & SHOWMANSHIP

- Each exhibitor must participate in fitting and showmanship and enter the appropriate class on their entry form.
- To be judged as follows:
 - 40% Fitting - indicating the pre-show preparation - feeding and condition of animal for purpose being raised, cleanliness, foot care, training, etc.
 - 40% Showing Animal in Ring - demonstrated ability to use show equipment properly, control and present animal appropriately to judge.
 - 20% Showman - personal appearance including neatness and cleanliness of exhibitor and clean, neat clothing suited for the occasion.
 - Youth must be present at the time of judging. Each member is expected to be responsible for the showing **and care** of his or her own animal. Exceptions can be made under such circumstances or conditions as the agriculture educator may determine necessary. Up to two entries per class will be allowed. If an exhibitor has two entries in a class, the second entry must be shown by another youth who is also exhibiting in the show. Adult assistance is permitted on a case by case basis with the approval of the Cooperative Extension representative.

Classes for Swine Fitting & Showmanship

1. Novice: first year showing (may not show in age class)
2. Exhibitors 8-13 years of age
3. Exhibitors 14 years and over

Championship Ribbons: Grand & Reserve Champion of Breed, Grand & Reserve Champion Grade, Grand & Reserve Champion
Market Hog, Grand & Reserve Champion Swine of Show.

DEPARTMENT 11 – JUNIOR DEPT: 4-H, FFA and FCCLA Exhibits

Director in Charge: Lois Goblet

Superintendent: Catherine Roberts – 518-234-4303 Ext 113

SECTION 45 – SWINE (Continued)

Swine Classes

4. Senior Sow (purebred) born before July 1 of preceding year
5. Senior Sow (grade or crossbred) born before July 1 of preceding year
6. Senior Fall Gilt (purebred) born July 1 - Dec. 31 of preceding year
7. Senior Fall Gilt (grade or crossbred) born July 1 - Dec. 31 of preceding year
8. Spring Gilt (purebred) born January 1 - March 31 of current year
9. Spring Gilt (grade or crossbred) born January 1 - March 31 of current year
10. Junior Spring Gilt (purebred) born April 1 - May 31 of current year, must be weaned
11. Junior Spring Gilt (grade or crossbred) born April 1 - May 31 of current year, must be weaned
12. Sow with litter - grade or purebred, 6 or more piglets under 11 weeks of age
13. Market Classes. Animals will be divided into light, middleweight, and heavyweight upon check in. Exhibitors may have one entry in each weight division. Animals may not be entered in any other class and no older than 12 months.
14. Pen of 3 market pigs
15. Best Bred and Owned: Exhibitor must have owned the dam of entered animal at the time of breeding. Ribbon Only.



DEPARTMENT 11 – JUNIOR DEPT: 4-H, FFA and FCCLA Exhibits

Director in Charge: Lois Goblet

Superintendent: Catherine Roberts – 518-234-4303 Ext 113

SECTIONS 50-SECTION 63 – SHEEP

Rules & Regulations (In addition to General Rules & Regulations)

- Competition is open to enrolled Schoharie County 4-H members, or FFA, or agricultural education student enrolled in a Schoharie County elementary, middle or high school during the previous school year. Youth must be at least 8 years old to exhibit in premium classes. Youth who are between the ages of 5 and 8 years old (as of January 1) may exhibit only in Cloverbud Showmanship for participation only. No premiums will be paid to Cloverbuds. Cloverbud aged youth are not eligible to exhibit in any breed classes.
- All animals entered must have either registration papers showing ownership (registered animals), or a statement of ownership (for non-registered animals only), or a certificate of non-ownership. Animals need not be owned by the exhibitor. Youth already owning an animal of a particular species cannot exhibit a non-owned animal of that species. A non-ownership certificate must be supplied by June 1 of the current year. Youth are limited to showing two non-owned animals. All entries must have been cared for by the exhibitor continually since June 1 of the current year. Any animal disqualified for participation in the Fair should be removed by the end of the same day.
- Entries in market classes may not be entered in breeding classes and vice versa.
- Weigh-ins will be following barn meeting Monday night.
- PLEASE NOTE: Entries must be ewe lambs or wethered ram lambs. Intact rams will not be allowed.
- The Sheep Show will take place on **Thursday, August 10, 1 p.m.**
- Feed, bedding and care must be furnished by the exhibitor.
- Junior exhibitors wishing to make entries in the open Sheep Show may do so by following the regular open class entry procedures. Entries must meet the same health requirements as for open class sheep.
- Animals shown in group classes (produce of dam, daughter-dam, get of sire, flock) must have been shown in breed classes. No mixed entries will be allowed in group classes.



DEPARTMENT 11 – JUNIOR DEPT: 4-H, FFA and FCCLA Exhibits

Director in Charge: Lois Goblet

Superintendent: Catherine Roberts – 518-234-4303 Ext 113

SECTION 50 – SHEEP FITTING & SHOWMANSHIP

- Each exhibitor must participate in fitting and showmanship and must enter the appropriate class on their entry form.
- Traditional (no halters allowed) - to be judged as follows:
 - 40% Preparation of sheep for show ring: cleanliness, clipping, care and condition of feet, apparent training, health and condition of sheep for purpose being raised.
 - 40% Presentation of sheep in show ring - correct handling procedures demonstrated by showman, attentiveness of showman to judge's directions, ability of showman to show sheep to its best advantage.
 - 20% Showman - including personal appearance (clean and neat) and apparent knowledge of exhibitor demonstrated through show ring performance. Note: There are no specific clothing requirements for traditional fitting and showmanship classes as long as clothing is clean, neat and suitable for the job being done.

All sheep exhibitors must enter Class 1, 2 or 3, Section 50 on their entry form.

Champion Showman will be selected from 1st and 2nd place winners of Classes 1-3, Section 50.

Classes for Sheep Fitting & Showmanship

1. Novice: 1st year showing (may not show in age class)
2. Juniors: Exhibitors 8-13 years of age as of January 1 of the current year
3. Seniors: Exhibitors 14 years of age and older
4. Cloverbud: Exhibition only, no premium. Open to youth between 5 and 8 years old. Must be enrolled in 4-H or FFA. May use a family-owned or leased animal. Each youth must be supervised by an adult while in the show ring. Use of halters is permitted.

Championship Ribbons: Grand & Reserve Champion of Breed, Grand & Reserve Champion Grade, Grand & Reserve Champion Market Lamb, Grand & Reserve Champion of Sheep of Show.

SHEEP BREED CLASSES:

SECTION 51 – Tex

SECTION 52 – Oxford

SECTION 53 – Dorset

SECTION 54 – Suffolk

SECTION 55 – Polypay

SECTION 56 – Tunis

SECTION 57 - Cheviot

SECTION 58 - Shropshire

SECTION 59 - Southdown

SECTION 60 - Other Wool

SECTION 61 - Other Meat

SECTION 62 - Natural Colored

Class

1. Jr. Ram Lamb born after Dec 31
2. Sr. Ram Lamb born Sept 1-Jan 1
3. Yearling Ram not over 2 years
4. Jr. Ewe Lamb born after Dec 31
5. Sr. Ewe Lamb born Sept 1-Jan 1
6. Yearling Ewe not over 2 years
7. Aged Ewe over 2 years
8. Pair of Lambs, Junior, Senior or combination, either sex (1 entry per exhibitor per breed)
9. Pair of yearling ewes (1 entry per exhibitor per breed)
10. Flock (1 ram, 3 ewes) (1 entry per exhibitor per breed). Can be one of the following combinations:
 - 1 ram, 1 aged ewe, 1 yearling ewe, 1 ewe lamb
 - 1 ram, 2 yearling ewes, 1 ewe lamb
 - 1 ram, 1 yearling ewe, 2 ewe lambs
11. Best Bred and Owned: Exhibitor must have owned the dam of entered animal at the time of breeding. Ribbon Only.

SECTION 63 – MARKET LAMBS

Championship Ribbons: Grand Champion and Reserve Champion Market Lamb

Class

1. Market Lamb born after January 1. Entries to be divided into classes for lightweight, middleweight, and heavyweight lambs after weigh-in at 6 p.m. Monday. Market lambs should be slick shorn with tails removed. Exhibitors may have two entries in this class.
2. Pen of two market lambs born after January 1, both animals must be owned by the exhibitor.

DEPARTMENT 11 – JUNIOR DEPT: 4-H, FFA and FCCLA Exhibits

Director in Charge: Lois Goblet

Superintendent: Catherine Roberts – 518-234-4303 Ext 113

SECTIONS 70-76 – BEEF

Rules & Regulations (In addition to General Rules & Regulations)

- Open to Schoharie County 4-H and vocational agriculture members enrolled in beef program.
- Youth participants must be at least 8 years of age by January 1st of current year and not have reached their 19th birthday prior to January.
- Animals must meet criteria for classes entered. All animals entered must have either registration papers showing ownership (registered animals), or a statement of ownership (for non-registered animals only), or a certificate of non-ownership. Animals need not be owned by the exhibitor. Youth already owning an animal of a particular species cannot exhibit a non-owned animal of that species. A non-ownership certificate must be supplied by June 1 of the current year. Youth are limited to showing two non-owned animals. All entries must have been cared for by the exhibitor continually since June 1 of the current year. Any animal disqualified for participation in the Fair should be removed from the grounds by the end of the same day.
- Exhibitors must adhere to Animal Health Requirements for Admission to New York State and County Fairs for the current show season. (Refer to the beginning of premium list for more information).
- Feed and bedding must be furnished by exhibitor.
- Must meet same health requirements as for open class cattle.
- The Beef Show will take place on **Tuesday, August 8** at 5 p.m.

SECTION 70 – BEEF FITTING & SHOWMANSHIP

- Each exhibitor must participate in fitting and showmanship and must enter the appropriate class on their entry form.
- To be judged as follows:
 - 40% Fitting for show: clipping, condition of feet, cleanliness, grooming, training, in condition for purpose of animal.
 - 40% Presentation in ring: handling procedures and attentiveness of exhibitor, ability of exhibitor to show animal to best advantage.
 - 20% Showman: including personal appearance (clean and neat) and apparent knowledge of beef demonstrated by exhibitor through show ring performance.

Champion Showman to be selected from 1st and 2nd place winners of these classes:

Classes for Beef Fitting & Showmanship

1. Novice - 1st year showing (may not show in age class)
2. Exhibitors 8-13 years of age
3. Exhibitors 14 years and over
4. Showmanship for exhibitors (all ages) of non-owned beef cattle which have already been shown in Classes 1-3 by another exhibitor. This class is for showmanship only and is designed to encourage participation of youth who are sharing an animal with another exhibitor.

Championship Ribbons: Grand & Reserve Champion Heifer, Grand & Reserve Champion Cow/Calf, Champion of Breed, Grand & Reserve Champion Market Animal, Grand & Reserve Champion Beef of Show

DEPARTMENT 11 – JUNIOR DEPT: 4-H, FFA and FCCLA Exhibits

Director in Charge: Lois Goblet

Superintendent: Catherine Roberts – 518-234-4303 Ext 113

BEEF BREEDING CLASSES - for heifers selected for breeding purposes - may not also be shown in market classes.

SECTION 71 – Hereford

SECTION 72 – Aberdeen & Red Angus

SECTION 73 – Charlois

SECTION 74 – All Other Registered Breeds

SECTION 75 – Commercial or Crossbred Beef

Class

1. Junior Heifer: Calves born between Jan 1 and June 1, current year
2. Senior Heifer: Calves born between Sept 1 and Dec 31 of previous year
3. Summer Yearling: Heifers born between May 1 and Aug 31 of preceding year
4. Junior Yearling: Heifers born between Jan 1 and Apr 30 of preceding year
5. Senior yearling heifer: calved between Sep 1 and Dec 31, two years previous
6. Two year old cow: calved between Jan 1 and Aug 31, two years previous
7. Cow , three years old and over
8. Cow and Calf: cow any age, with natural calf born after Jan 1 of the current year
9. Junior prospect calf: castrated male calves born between Jan 1 and Jun 1 of current year
10. Best Bred and Owned: Exhibitor must have owned the dam of entered animal at the time of breeding. Ribbon Only.

SECTION 76 – MARKET ANIMAL CLASSES

- Open to all breeds of beef, including purebreds, or grades and crossbreeds by purebred sires, i.e., Herefords, Angus, Shorthorn, etc., competing with each other. Entries must be under 24 months; may not be shown in breeding classes.

Class 1 – Market Entries: All market entries will initially be entered in Class 1. Weight Classes will be determined at weigh in at the show.

- 1 Feeder/Stocker, 250-499 lbs. - beef breeds, beef breed crosses, dairy breeds, dairy & beef breed crosses
- 2 Feeder/Stocker, 500-750 lbs. - beef breeds, beef breed crosses, dairy breeds, dairy & beef breed crosses
- 3 Stocker/Meat Animal, 750-900 lbs. - beef breeds, beef breed crosses, dairy breeds, dairy & beef breed crosses
- 4 Meat Animal, 900 lbs., and over - beef breeds, beef breed crosses, dairy breeds, dairy & beef breed crosses

Class 5 – Best Bred and Owned



DEPARTMENT 11 – JUNIOR DEPT: 4-H, FFA and FCCLA Exhibits

Director in Charge: Lois Goblet

Superintendent: Catherine Roberts – 518-234-4303 Ext 113

SECTIONS 90-143 – RABBITS

Rules & Regulations (In addition to General Rules & Regulations)

- All rabbits shown in breed classes must have been owned and cared for by exhibitor since June 1 of the current year.
- No rabbit under twelve weeks of age may be exhibited (unless in pen class).
- Each exhibitor may have two entries per class. Specify breed and age of rabbit on entry form.
- All rabbits must be labeled as to owner, address, breed and class number.
- Tattoos in the left ear will be required.
- The superintendent is authorized to exclude all exhibits showing a diseased condition, long toenails, and sore hocks.
- **Please provide your own feed and water dishes. Exhibitors will be responsible for the feeding, watering and care of their animals.**
- The Rabbit Show will take place on **Tuesday August 8, at 1 p.m.** Rabbit exhibitors must attend the judging of their rabbit exhibits and will, at the direction of the judge, present their individual rabbit exhibits to the judge for evaluation and determination of award.
- Purebred breeds of rabbits are judged according to ARBA standards; grade rabbits are judged on conformation, grooming, and cleanliness. Purebred rabbits with disqualifications will not receive ribbons or premiums.

Rosettes will be awarded to the Best in Breed, Grand Champion, and Champion Showman. Show Officials will determine the minimum number of entries required in order to award Best in Show.

SECTION 90 – RABBIT SHOWMANSHIP

- Each Exhibitor must participate in showmanship and must enter the appropriate class on their entry form. Youth not owning a rabbit are allowed to enter a showmanship class using a non-owned rabbit that is exhibited by another youth at the fair.
- Each entrant will be asked to present their rabbit according to the Rabbit Showmanship guide available at the Cooperative Extension Office. All youth should have a copy of this guide to use when practicing. There is a set format to follow in rabbit showmanship.
- The judge will select a Master Showman. Exhibitors who were selected as Master Showman the previous year may choose to enter or not enter to compete for the Master Showman award at the current year's fair.
- Showmanship begins with the senior class on Tuesday at 1 p.m. Rabbit classes will follow showmanship.

Showmanship Classes

1. Cloverbud Showmanship: Exhibition only, no premium. Open to youth between 5 and 8 years old. Must be enrolled in a 4-H or FFA rabbit project and must have owned or leased their project animal as of June 1. Each youth must be supervised by an adult while in the show ring. Ribbons only; no premium.
2. Beginners: Exhibitors who have never participated in a rabbit showmanship contest
3. Juniors: Exhibitors 10 years and under
4. Intermediates: Exhibitors 11 to 13 years old
5. Seniors: Exhibitors 14 years and over

WOOL BREEDS

SECTION 91 – English Angora

SECTION 92 – French Angora

SECTION 93 – Giant Angora

SECTION 94 – Satin Angora

SECTION 95 – Jersey Woolly

SECTION 96 – American Fuzzy Lop

SECTION 97 – Any Other approved ARBA Wool Breed

Wool Breeds Classes

6. Senior Buck, over 6 months
7. Senior Doe, over 6 months
8. Junior Buck, under 6 months but at least 3 months
9. Junior Doe, under 6 months but at least 3 months

DEPARTMENT 11 – JUNIOR DEPT: 4-H, FFA and FCCLA Exhibits

Director in Charge: Lois Goblet


Superintendent: Catherine Roberts – 518-234-4303 Ext 113

Commercial Breeds

- SECTION 98 – American
- SECTION 99 – Californian
- SECTION 100 – Champagne D'Argent
- SECTION 101 – Checkered Giant
- SECTION 102 – American Chinchilla
- SECTION 103 – Giant Chinchilla
- SECTION 104 – Cinnamon
- SECTION 105 – Crème D'Argent
- SECTION 106 – Flemish Giant
- SECTION 107 – Hotot
- SECTION 108 – English Lop
- SECTION 109 – French Lop
- SECTION 110 – New Zealand
- SECTION 111 – Palomino
- SECTION 112 – Satin
- SECTION 113 – Any Other approved ARBA Commercial Breed

Commercial Breeds Classes

- 10. Senior Buck, over 8 months
- 11. Senior Doe, over 8 months
- 12. Intermediate Buck, 6-8 months
- 13. Intermediate Doe, 6-8 months
- 14. Junior Buck, under 6 months but at least 3 months
- 15. Junior Doe, under 6 months but at least 3 months



Fancy Breeds

- SECTION 114 – Standard Chinchilla
- SECTION 115 – Dutch
- SECTION 116 – Dwarf Hotot
- SECTION 117 – English Spot
- SECTION 118 – Florida White
- SECTION 119 – Harlequin
- SECTION 120 – Himalayan
- SECTION 121 – Holland Lop, Solid
- SECTION 122 – Holland Lop, Broken
- SECTION 123 – Mini Lop - Solid
- SECTION 124 – Mini Lop - Broken
- SECTION 125 – Mini Rex - Solid
- SECTION 126 – Mini Rex - Broken
- SECTION 127 – Netherland Dwarf, Shaded
- SECTION 128 – Netherland Dwarf, Agouti
- SECTION 129 – Netherland Dwarf, Tan
- SECTION 130 – Netherland Dwarf, AOV
- SECTION 131 – Netherland Dwarf, Self
- SECTION 132 – Polish – Solid
- SECTION 133 – Polish - Broken
- SECTION 134 – Rex – Solid
- SECTION 135 – Rex - Broken
- SECTION 136 – Rhinelander
- SECTION 137 – American Sable
- SECTION 138 – Silver Martin
- SECTION 139 – Tan
- SECTION 140 – Any Other approved ARBA Fancy Breed

Fancy Breeds Classes

- 16. Senior Buck, over 6 months
- 17. Senior Doe, over 6 months
- 18. Junior Buck, under 6 months but at least 3 months
- 19. Junior Doe, under 6 months but at least 3 months

Best of Show and Reserve: All best of breeds selected by the judge will compete.

SECTION 141 – DOE WITH YOUNG

Class

- 20. Pen: Litter of 3 or more rabbits with doe between 6 and 9 weeks of age. Litter will be judged on health, uniformity & cleanliness.

DEPARTMENT 11 – JUNIOR DEPT: 4-H, FFA and FCCLA Exhibits

Director in Charge: Lois Goblet

Superintendent: Catherine Roberts – 518-234-4303 Ext 113

SECTION 142 – MEAT RABBITS

1. Roaster Class: All rabbits entered in this class must be under six months of age; maximum weight eight pounds, minimum weight five and a half pounds. Exhibitors may show two rabbits in the roaster class.
2. Stewer Class: All rabbits entered in this class must be six months of age and over; minimum weight eight pounds. Exhibitors may show two rabbits in the stewer class.
3. Single Fryer Class: All rabbits entered in this class may not be over ten weeks of age; maximum weight five pounds. Exhibitors may show two rabbits in the single fryer class.

SECTION 143 – Grade/Pet Rabbit

1. This class is for project rabbits that are of unknown or mixed breed origin and which, therefore, cannot be shown in any of the purebred classes. Also open to pet rabbits with one or more disqualifications. Not eligible for Best of Show. It is strongly encouraged that after the first year, youth obtain a purebred for 4-H project and show purposes. Not eligible for Best in Show.

YOUTH LIVESTOCK ENTRY FORM (Departments 11)

Mail/Payable to: Cobleskill Agricultural Society, PO Box 249, Cobleskill, NY 12043

One Form Per Exhibitor (Please Print)

Exhibitor _____

Mailing Address _____

City, State, Zip _____

Phone # _____ Exhibitor's Age (18 and under) _____ E-mail _____

What Organization are you affiliated with: 4-H _____ FFA Chapter _____ Name of Club _____

Or are you independent _____ Who is your advisor _____

Trucking will be done by Exhibitor, or supply contact name & phone for Trucker: _____

PLEASE ENTER THE APPROPRIATE INFORMATION BELOW FOR THE ANIMALS YOU ARE ENTERING.

Disclosure Summary:

By submitting this form to the fair, I agree that:

- I have read the rules of exposition for the classes entered below.
- I will follow the rules and schedule of the Schoharie County Sunshine Fair and NYS Agriculture and Markets Law.
- I will provide adequate food, water, and care for my animals.
- I release Cobleskill Agricultural Society from any liability for damage to property or bodily harm while participating in the Schoharie County Sunshine Fair.

Enter your animal count below. Count each animal only once.

!!!!!!Do Not Count If Included On Open Livestock Entry Form!!!!!!

| | | | | | | |
|---------------|-------|--------|--------|--------|----------|----------|
| Dairy Cattle: | Beef: | Sheep: | Swine: | Goats: | Rabbits: | Poultry: |
|---------------|-------|--------|--------|--------|----------|----------|

| | | | | |
|--------------------|-----------|---------|----------------|-------------|
| Junior Dept # | Section # | Class # | Breed | Animal Name |
| 11 | | | | |
| Animal Birth Date: | | | Animal Gender: | |
| Recorded Owner: | | | | Ear Tag: |

| | | | | |
|--------------------|-----------|---------|----------------|-------------|
| Junior Dept # | Section # | Class # | Breed | Animal Name |
| 11 | | | | |
| Animal Birth Date: | | | Animal Gender: | |
| Recorded Owner: | | | | Ear Tag: |

Initial shavings will be provided each exhibitor staying for a complete rotation. Exhibitors can bring their own additional shavings.

DEPARTMENT 11 – JUNIOR DEPT: 4-H, FFA and FCCLA Exhibits

Director in Charge: Lois Goblet

Superintendent: Catherine Roberts – 518-234-4303 Ext 113

Exhibitor Name _____

| | | | | |
|--------------------|-----------|---------|----------------|-------------|
| Junior Dept # | Section # | Class # | Breed | Animal Name |
| 11 | | | | |
| Animal Birth Date: | | | Animal Gender: | |
| Recorded Owner: | | | Ear Tag: | |

| | | | | |
|--------------------|-----------|---------|----------------|-------------|
| Junior Dept # | Section # | Class # | Breed | Animal Name |
| 11 | | | | |
| Animal Birth Date: | | | Animal Gender: | |
| Recorded Owner: | | | Ear Tag: | |

| | | | | |
|--------------------|-----------|---------|----------------|-------------|
| Junior Dept # | Section # | Class # | Breed | Animal Name |
| 11 | | | | |
| Animal Birth Date: | | | Animal Gender: | |
| Recorded Owner: | | | Ear Tag: | |

| | | | | |
|--------------------|-----------|---------|----------------|-------------|
| Junior Dept # | Section # | Class # | Breed | Animal Name |
| 11 | | | | |
| Animal Birth Date: | | | Animal Gender: | |
| Recorded Owner: | | | Ear Tag: | |

| | | | | |
|--------------------|-----------|---------|----------------|-------------|
| Junior Dept # | Section # | Class # | Breed | Animal Name |
| 11 | | | | |
| Animal Birth Date: | | | Animal Gender: | |
| Recorded Owner: | | | Ear Tag: | |

Initial shavings will be provided each exhibitor staying for a complete rotation. Exhibitors can bring their own additional shavings.

DEPARTMENT 11 – JUNIOR DEPT: 4-H, FFA and FCCLA Exhibits

Director in Charge: Lois Goblet

Superintendent: Catherine Roberts – 518-234-4303 Ext 113

Sunshine Fair Payment Form

Exhibitor's Name _____

Cobleskill Agricultural Society Admission Policy for Fair Exhibitors

1. Entries must be received by July 6th. Mailing/payee is Cobleskill Agricultural Society, PO Box 249, Cobleskill, NY 12043.
2. Late entries, where accepted, will be accepted thru July 13 at an additional charge \$10
3. Two 6 Day Guardian Passes per youth exhibitor is available for an adult to accompany the youth. The price for a 6-day Guardian Pass is \$10. Not to be combined with other entry forms.

Guardian Pass Name (Required)

Guardian Pass Name (Required)

4. Entries will be made on the appropriate entry form. No premium entry fee for Dept. 11.
5. No tickets will be mailed. All tickets will be distributed by the Department Superintendents upon receipt (placement) of entries.
6. No exhibitor tickets, guardian pass, or free exhibitor passes will be distributed unless entered exhibits are brought to the fair.
7. Submission of an entry implies the exhibitor has read and agrees to the Fair's General Rules and Regulations and the Department's Rules and Regulation.

Special Instructions:

| YOUTH LIVESTOCK ENTRY PAYMENT - Department 11 | |
|---|----------|
| 1)Adult Exhibitors <i>must</i> purchase one \$20 6-Day (Office Use: Ticket # _____) | \$ _____ |
| OR | |
| Youth Exhibitors Ages 18 and under <i>must</i> purchase one 6-Day Youth Exhibitor Ticket @ \$5 (Office Use: Ticket # _____) | \$ _____ |
| 2)Two Optional 6-Day Guardian Pass @ \$10 each(One per Exhibitor) (Office Use: Ticket # _____) | \$ _____ |
| AND May purchase up to 6 daily passes @ \$10 ea. (Office Use: Tickets _____, _____) | \$ _____ |
| 3)Camping Fee: Camper Length _____ 6 Days: Camper – \$120 6 Days: Tent - \$80 | \$ _____ |
| 8)TOTAL AMOUNT DUE (Add Lines 1 thru 3) | \$ _____ |

| Enter # of Pens/Stalls/Cages Needed IF ANIMAL IS NOT ENTERED IN OPEN CLASSES | |
|--|--|
| Dairy | |
| Beef | |
| Sheep | |
| Goats | |
| Swine | |
| Rabbits | |
| Poultry | |

| For Office Use Only | |
|---------------------|--|
| Exhibitor # _____ | |
| Date _____ | |

Initial shavings will be provided each exhibitor staying for a complete rotation. Exhibitors can bring their own additional shavings.

DEPARTMENT 11 – JUNIOR DEPT: 4-H, FFA and FCCLA Exhibits

Director in Charge: Lois Goblet

Superintendent: Catherine Roberts – 518-234-4303 Ext 113

SECTIONS 80 - 82 – HORSE

1. Participation is open to young people who are actively participating in an educational 4-H horse program under the direction of a volunteer 4-H horse project leader approved by Cornell Cooperative Extension's Schoharie County 4-H Program, or a vocational agriculture student carrying out a supervised horse husbandry program under the direction of a vocational agriculture teacher of one of the Schoharie County vocational agriculture departments.
2. All equines must have been officially designated as the member's project animal by June 1 of the current year. A copy of the completed horse/donkey/mule certificate must be on file with the Cooperative Extension Office by June 1. Members may designate up to 4 personally or family owned equines as project animals and one non-owned backup equine. Each equine must be entered separately. The same horse cannot be used for different riding levels within a discipline. Members with owned or family horses may lease a horse as a backup and must follow all Schoharie County 4-H Horse Program Policies. (*) This horse will not be eligible to go to State Fair. Members may lease a horse, donkey or mule & for driving and a mini for those classes. Members not owning or using a family owned equine may designate two non-owned equine by June 1. Only one non-owned riding equine may be shown. The exhibitor must have cared for all entries continually since June 1 of the current year. A non- owned equine may be shown by different youth in different Divisions. A non-owned equine may not be shown by multiple youth in a given Division.
3. All youth who are exhibiting for their first time at the Sunshine Fair, and whose horse or horse/rider combination has never exhibited at the fair must be evaluated at a 4-H sponsored riding evaluation. If the youth is unable to attend the 4-H evaluation in Schoharie County, they may attend another county's 4-H evaluation event. Proof of evaluation in another County's 4-H program must be provided to the Schoharie County 4-H office prior to the Sunshine Fair Show date or the youth will not be permitted to ride in the show.
4. **Schoharie County Helmet Policy: All youth participating in an official 4-H activity, event or show, shall wear a properly fitted and secured, officially approved ASTM/SEI protective helmet at all times when leading, handling, mounted on an equine, or seated in a vehicle being pulled by one or more equines.** This age requirement overrules New York State Rules. Failure to

DEPARTMENT 11 – JUNIOR DEPT: 4-H, FFA and FCCLA Exhibits

Director in Charge: Lois Goblet

Superintendent: Catherine Roberts – 518-234-4303 Ext 113

comply with this rule will result in dismissal from the show. Per New York State Law No. VAT1265, all riders 17 years of age and under must wear a helmet meeting or exceeding ASTM F1163 (Safety Equipment Institute Certified) equestrian standard. The parent/guardian who signs the release form for an exhibitor 17 and under is personally responsible for seeing that those exhibitor(s) in their care, custody and control, obey this law.

12. The number of horses allowed in a class will be left to the judge's discretion, with input received from the Junior Department Show Superintendent.
13. Riders may only show at the level that the horse rider combination has been evaluated at.
14. Any w/t horse rider combination that breaks gait for more than 3 strides in two classes will be disqualified for the remainder of the show.

5. Making Entries - Every participant must be properly entered in order to compete. Read general rules and regulations governing participation in fair and also rules and regulations for Department 11. Late entries cannot be accommodated. Entries should be received by July 6th. The address/payee is Cobleskill Agricultural Society, PO Box 249, Cobleskill, NY 12043.
6. No stallions allowed.
7. Exhibitors must purchase a youth exhibitor pass.
8. Exhibitors shall wear numbers clearly visible on their backs.
9. Requests for stall arrangements **must** be submitted with entry form. Requests will be acted on and stall assignments will be made by the director or superintendent in charge of youth horse program.
 - a. Overnight Stall Rental Fees:
 - i. Flat rate of \$12 from August 7 thru 9th.
 - ii. \$12 per day starting 8/10
10. Camper requests must be submitted on the entry form.
11. Horses must remain on the trailer until the required health and ownership papers have been checked. There shall be no unsupervised riding or driving of Junior Exhibitor animals housed on the fairgrounds at any time. All riding and leading on roadways is to be at a walk only. Pedestrians have the right of way. Schooling is allowed only in designated area.

DEPARTMENT 11 – JUNIOR DEPT: 4-H, FFA and FCCLA Exhibits

Director in Charge: Lois Goblet

Superintendent: Catherine Roberts – 518-234-4303 Ext 113

15. Class descriptions and judging shall be according to "NYS 4-H Horse Show Rules & Regulations". Copies are available at the Cooperative Extension Office.
16. No equine may be ridden without a bitted bridle except during the Gymkhana division when a hackamore may be used.
17. Appropriate bits and attire should be used. English wear and equipment should only be used in English classes. Western wear and equipment should only be used in Western classes. Western riders should only be using one hand to ride, with the exception of junior horse.
18. There shall be no horses on the ground around the 4-H Show Ring that are not bona fide 4-H project animals.
19. There shall be no horses past the draft barn towards the midway at any time.
20. Horses may come onto the fairgrounds after 3 p.m. on the Monday before the fair start date.
21. Junior Department exhibitors must be chaperoned by parent/guardian of 21 or older at all times.
22. Junior Department exhibitors remaining on the grounds overnight must be in their sleeping quarters by 11 p.m. No exhibitors may be in the barns after 11 p.m. No grooming of animals after 11 p.m.
23. Youth must be present at the time of judging. Each member is expected to be responsible for the showing and care of his or her own animal. Exceptions can be made under such circumstances or conditions as the agriculture educator may determine necessary. Up to two entries per class will be allowed. If an exhibitor has two entries in a class, the second entry must be shown by another youth who is also exhibiting in the show. Adult assistance is permitted on a case by case basis with the approval of the Cooperative Extension representative.
24. Any member of this department found conducting themselves in an improper manner or who violates any of the rules set forth will forfeit any guarantee of premiums and may be dismissed from the fairgrounds with exhibits.
25. All equines are to be properly maintained by the exhibitors at all times.
26. W/T-Green or Gaited Horse classes are for youth that has three gait experience with junior horse of youth with a gaited horse

DEPARTMENT 11 – JUNIOR DEPT: 4-H, FFA and FCCLA Exhibits

Director in Charge: Lois Goblet

Superintendent: Catherine Roberts – 518-234-4303 Ext 113

SECTION 80 – GYMKHANA CLASSES –

Show date Wednesday, Aug 9th

SHOW STARTS AT 4 pm

- Classes with Asterisks (*) count toward Championship.
To qualify for a championship, rider must compete in all 4 classes. Ties will be decided based on shortest time of the combined 4 classes.
- Gymkhana Championships: W/J, Junior, & Senior
- (**) Driving Gymkhana Championship: Youth must compete in all 3 classes to qualify for championship.
Ties will be decided based on shortest time of the combined 3 classes.

The age divisions for all riding classes are as follows:

Walk/Trot (at least 8 years old as of Jan 1 current year)

Junior - 13 and under

Senior - 14 and over

1. Pole Bending – Walk/Jog (*)
2. Pole Bending – Junior (*)
3. Pole Bending – Senior (*)
4. Pole Bending - Driving (**)
5. Cloverleaf Barrels – Walk/Jog (*)
6. Cloverleaf Barrels – Junior (*)
7. Cloverleaf Barrels – Senior (*)
8. Cloverleaf Barrels - Driving (**)
9. Texas T - Walk/Jog (*)
10. Texas T - Junior (*)
11. Texas T - Senior (*)
12. Barrel Key Hole - Walk/Jog (*)
13. Barrel Key Hole - Junior (*)
14. Barrel Key Hole - Senior (*)
15. Barrel Key Hole - Driving (**)

DEPARTMENT 11 – JUNIOR DEPT: 4-H, FFA and FCCLA Exhibits

Director in Charge: Lois Goblet

Superintendent: Catherine Roberts – 518-234-4303 Ext 113

SECTION 81-82 – HORSE SHOWMANSHIP, CLOVERBUDS & RIDING CLASSES

*Show date Thursday August 10th
Cloverbuds, Showmanship, and Riding
Classes*

SHOW STARTS AT 8:30 AM

SECTION 81 –FITTING & SHOWMANSHIP

- Each exhibitor 8 years and older as of January 1, current year must participate in fitting and showmanship and must enter the appropriate class on their entry form.

Fitting & Showmanship Classes

Grand Champion Showman and Reserve Champion Showman will be selected from the first and second place exhibitors from Classes 1-3.

1. Fitting & Showmanship - Novice (1st & 2nd year showing, 8 years and older as of January 1, current year)
2. Fitting & Showmanship - Junior (13 and under as of January 1, current year)
3. Fitting & Showmanship - Senior (14 & older as of January 1, current year)

SPECIAL CLASS

Class: 5

4-H Horse Stall Display

- The display is judged on an attractive educational display, an effective message, draws and holds attention, uses explanatory material, promotes 4-H and presents a pleasing appearance.

DEPARTMENT 11 – JUNIOR DEPT: 4-H, FFA and FCCLA Exhibits

Director in Charge: Lois Goblet

Superintendent: Catherine Roberts – 518-234-4303 Ext 113

SECTION 82 – RIDING CLASSES

Show date: Thursday August 10th

Championship Awards:

English – W/J, Junior, and Senior Champion

Western – W/J, Junior, and Senior Champion

Championships will be decided by placings in Pleasure & Equitation Classes. Youth must participate in both to qualify for Championship.

Ranch Horse Champion – Walk/Jog, Junior, and Senior youth must participate in all 4-H Ranch Horse classes.

Jumping – youth must participate in equitation and hunter hack.

In result of a tie for championship, Fitting and Showmanship placement will be counted.

The age divisions for all riding classes are as follows:

Walk/Jog or Trot (at least 8 years old as of Jan 1 current year)

Junior - 13 and under

Senior - 14 and over

CLOVERBUD CLASSES are for exhibition only for youth ages 5 to 8. No premium. Each Cloverbud rider must be supervised by an adult while in the ring. Cloverbuds may exhibit with or without lead lines. This is the only Cloverbud classes.

Cloverbuds classes for exhibition only; RIBBON ONLY

1. Cloverbud, Western Pleasure
2. Cloverbud – Western Equitation
3. Western Pleasure - Walk/Jog
4. Western Pleasure - Junior
5. Western Pleasure - Senior
6. Western Equitation - Walk/Jog
7. Western Equitation – Junior
8. Western Equitation – Senior
9. Ranch Horse Pleasure – Walk/Jog
10. Ranch Horse Pleasure – Junior
11. Ranch Horse Pleasure – Senior
12. Ranch Horse Equitation – Walk/Jog
13. Ranch Horse Equitation – Junior
14. Ranch Horse Equitation - Senior

One Hour Break – Half Hour Lunch & Half Hour Warm-Up
Period Prior To English Riding Division

15. Cloverbud, English Pleasure
16. Cloverbud English Equitation
17. English Pleasure – Walk/Trot
18. English Pleasure – Junior
19. English Pleasure – Senior
20. English Equitation – Walk/Trot
21. English Equitation – Junior
22. English Equitation – Senior
23. Disciplined Rail – Walk/Trot
24. Disciplined Rail – Junior
25. Disciplined Rail – Senior
26. Driving – Pleasure
27. Driving – Obstacle
28. Ranch Working Horse – Walk/Trot
29. Ranch Working Horse – Junior
30. Ranch Working Horse - Senior
31. Cloverbud - Walking Modified Trail Class
32. Trail – Walk/Jog-Trot
33. Trail – Walk/Jog Green Horse/Alt. Gait
34. Trail – Junior
35. Trail – Senior
36. Ranch Trail – Walk/Trot
37. Ranch Trail – Junior
38. Ranch Trail - Senior

Jumping Classes – Riders must have pre-qualified for jump classes at evaluations; may use a standing martingale

39. Jumping-Equitation, Walk Trot - Beginner ground rails, judged in 2 point position
40. Jumping - Equitation over fences - cross rails 18' 3 gait horse
41. Jumping - Equitation over fences - 2 ft. verticals 3 gait horse
42. Jumping – Hunter Hack over Fences – walk trot – ground poles
43. Jumping – Hunter Hack over Fences – Cross Rails 3 gait horse
44. Jumping – Hunter Hack over Fences – 2 ft. 3 gait horse
45. Miniature Horse – Hunter in Hand
46. Miniature Horse Obstacle Course

COBLESKILL AGRICULTURAL SOCIETY
PO Box 249, Cobleskill, NY 12043
518-234-2123 www.sunshinefair.org

JUNIOR DEPT 11: 4H, FFA & FCCLA HORSE SHOWS
ONE NUMBER FOR EACH HORSE/EXHIBITOR COMBINATION
Read special rules for each horse show concerning entry deadlines.

Statement of Immunodiffusion test for Equine Infectious Anemia (Coggins) and Rabies Certificate required for each horse entered. **No exceptions.** Any animal to be exhibited from out of state must meet New York State Import Regulations and be accompanied by an official health certificate approved by the chief livestock official of the state of origin. Examinations made to qualify out of state animals after arrival in New York State will not be acceptable. **Schoharie County Helmet Policy: All youth participating in an official 4-H activity, event or show, shall wear a properly fitted and secured, officially approved ASTM/SEI protective helmet at all times when leading, handling, mounted on an equine, or seated in a vehicle being pulled by one or more equines.** This age requirement overrules New York State Rules. Per New York State Law No. VAT1265, all riders 17 years of age and under must wear a helmet meeting or exceeding ASTM F1163 (Safety Equipment Institute Certified) equestrian standard. The parent/guardian who signs the release from for an exhibitor 17 years of age and under is personally responsible for seeing that those exhibitor(s) in their care, custody, and control obey this law.

The undersigned promises to exhibit at the Schoharie County Sunshine Fair the horses named and does hereby certify that said hereinafter mentioned horses, so proposed to be exhibited, is hereby entered for exhibition in accordance with the Rules and Regulations contained in the Cobleskill Agricultural Society Premium Book and by which the undersigned hereby agrees to be governed in exhibiting the same. The exhibitor agrees to be solely responsible for any loss or injury to or damage done, occasioned by, or arising from any animal, equipment, exhibit, or person on exhibition, and to defend and indemnify the Cobleskill Fair and the management thereof against all claims and liability in regard thereto, and upon these conditions only will entries be accepted. In view of the indemnity agreement appearing herein, exhibitors may find it advisable for their own protection to carry liability insurance if not covered. Exhibitor agrees to abide by the rules of the Cobleskill Agricultural Society.

Exhibitor's Name (PLEASE PRINT) _____

Exhibitor's Age (as of Jan. 1) _____ E-mail _____ County of Residence _____

Address of Exhibitor in Full _____

Phone _____ Signature _____
(If minor, signature of owner of horse, parent, or guardian.)

Name of Club _____

Name of Horse _____

Age of Horse _____ Year Foaled _____

Name of Owner _____ Address of Owner _____

Phone Number _____ email _____

PLEASE USE A SEPARATE ENTRY BLANK FOR EACH HORSE/EXHIBITOR YOU ENTER
If more than one Horse/Exhibitor is entered on the entry form, it must be redone by the exhibitor.
Additional Copies Can Be Made If Needed

| | Dept. | Section | Class # | Class Name |
|---|-------|---------|---------|------------|
| 1 | 11 | | | |
| 2 | 11 | | | |
| 3 | 11 | | | |
| 4 | 11 | | | |
| 5 | 11 | | | |
| 6 | 11 | | | |
| 7 | 11 | | | |
| 8 | 11 | | | |
| 9 | 11 | | | |

Exhibitor's Name (PLEASE PRINT) _____

PLEASE USE A SEPARATE ENTRY BLANK FOR EACH HORSE /EXHIBITOR YOU ENTER

If more than one Horse/Exhibitor/ is entered on the entry form, it must be redone by the exhibitor.

| | Dept. | Section | Class # | Class Name |
|----|-------|---------|---------|------------|
| 10 | 11 | | | |
| 11 | 11 | | | |
| 12 | 11 | | | |
| 13 | 11 | | | |
| 14 | 11 | | | |
| 15 | 11 | | | |
| 16 | 11 | | | |
| 17 | 11 | | | |
| 18 | 11 | | | |
| 19 | 11 | | | |
| 20 | 11 | | | |
| 21 | 11 | | | |
| 22 | 11 | | | |
| 23 | 11 | | | |
| 24 | 11 | | | |
| 25 | 11 | | | |
| 26 | 11 | | | |
| 27 | 11 | | | |
| 28 | 11 | | | |
| 29 | 11 | | | |
| 30 | 11 | | | |

Entries must be received by July 6th. The address/payee is Cobleskill Agricultural Society, PO Box 249, Cobleskill, NY 12043

Name Required for each Guardian Pass if Purchased. Two 6 day Guardian Passes are Allowed Per Exhibitor. Not to be combined with any other entry form.

HORSE ENTRY PAYMENT

Department 11 Junior Dept.: 4H, & FFA & FCCLA Horse Shows

Tickets:

Youth exhibitor weekly pass \$5 (17 & Under)

\$ _____

OR

Adult exhibitor weekly pass \$10 (18 & Over)

\$ _____

May purchase up to 6 daily tickets for \$10 each

\$ _____

AND May Purchase

Up to 2 6- Day Guardian Passes @ \$10 each

\$ _____

Camper Fee @ \$20 per night (# nights _____)

\$ _____

Tent Fee @ \$15 per night (# nights _____)

Overnight Stall Rental Monday 8/7 thru Wednesday 8/9 Fee \$12

\$ _____

Overnight Stall Rental 8/10 _____, 8/11 _____, 8/12 _____ at \$12/day
(Mark an "X" For Each Day Needed)

\$ _____

| | | | | |
|---------------------|---------|--------------------------|--------------|--|
| For Office Use Only | Coggins | <input type="checkbox"/> | Exhibitor # | |
| | Rabies | <input type="checkbox"/> | Date Entered | |
| | Back # | | Paid \$ | |

DEPARTMENT 11 – JUNIOR DEPT: 4-H, FFA and FCCLA Exhibits

Director in Charge: Lois Goblet

Superintendent: Catherine Roberts – 518-234-4303 Ext 113

Rules & Regulations For Non-Livestock Exhibits

1. Competition is open to enrolled Schoharie County 4-H members, or any home economics or agricultural education student enrolled in a Schoharie County elementary, middle or high school during the previous school year. Youth must be at least 8 years old to exhibit in premium classes. Youth who are between 5 and 8 years old, may exhibit for participation only in classes designated as CLOVERBUD classes.
2. All exhibits in this department will be governed under the same general rules and regulations that apply to other departments.
3. Entries should be received by July 6th, unless specified otherwise. The address and payee is Cobleskill Agricultural Society, PO Box 249, Cobleskill NY 12043.
4. No late entries will be accepted.
5. Exhibitors 18 and under may purchase a \$5 Youth Exhibitor ticket. This \$5 Youth Exhibitor ticket may be used for admission throughout the duration of the fair. The \$5 Youth Exhibitor ticket will be issued to the exhibitor upon placement of their entry. Otherwise, exhibitors and contestants must abide by regular admission regulations - see general rules. Each exhibitor is allowed only one pass – not to be combined with other entry forms. It is the exhibitor responsibility to pick up their purchased exhibitor ticket at the time they place their entry. No replacement tickets will be provided if the exhibitor fails to pick up their ticket at the time the entry is dropped off.
6. No passes will be mailed. All passes will be distributed by the Department Superintendents upon delivery of items for judging.
7. Submission of an entry implies the exhibitor has read and agrees to the Fair's General Rules and Regulations and the Department's Rules and Regulations.
8. **Footwear:** Exhibitors are not permitted to wear flip flops in the animal barns. Sneakers or barn boots are strongly suggested.
9. Non-animal exhibits will be judged on **Sunday, August 6th** between 1:00 and 4 p.m. in Progressland. Youth must present their exhibit to a judge and be available to answer questions related to their exhibit. Any youth department exhibitor who is unable to be present at judging may have someone else bring their exhibits to judging provided an exhibitor's statement card has been filled out for each entry. Cards are available at the Cooperative Extension 4-H office prior to judging. No exhibits for which the youth is not present will be judged for a premium without the exhibitor's statement card.
10. Cloverbud Classes: Youth between the ages of 5 and 8 as of January 1 are considered Cloverbuds. Cloverbud aged youth may only enter designated Cloverbud classes for prizes and ribbons only. Cloverbuds may not enter premium classes.
11. The Danish system of awards will be used except where noted.
12. All Junior Department non animal exhibits must be collected from Progressland between 9 a.m. and 4 p.m. on the Monday after the fair unless other arrangements have been made. Anything left becomes the property of the fair.
13. It is expected that all Junior Department exhibitors will act in an appropriate manner. Any member of this department found conducting themselves in an improper manner or who violates any of the rules as set forth will forfeit any guarantee and premiums due and may be dismissed from the fairgrounds with exhibits. In addition, any parent displaying unsportsmanlike conduct may be subject to dismissal from the show grounds.
14. Junior Department exhibitors are urged to go home each evening. Exhibitors remaining on the Fairgrounds must be chaperoned by a parent or guardian 21 or older.
15. Junior Department exhibitors remaining on the grounds overnight must be in their sleeping quarters by 11 p.m. No exhibitors may be in the barns after 11 p.m. No clipping of animals after 11 p.m.

SECTION CB CLOVERBUD

Class No. CB

4H Cloverbud members ages 5-8 are invited to exhibit entries of items (in addition to animal classes) done as a result of the Cloverbud project book, or any other appropriate item in the area of foods, clothing, art objects, crafts, photography, scrapbooks, woodworking, natural resources, and gardening items. Cloverbuds will receive a Cloverbud ribbon. Participants will not be placed.

Class No. CBD

Cloverbud 4-H Club Display participants are open to clubs having five or more members enrolled. Display may be depict or represent any club project, community service, recreation, citizenship or leadership. The exhibit booth measures 4'x4'. Cloverbuds will receive a Cloverbud ribbon. Clubs will not be placed.

SECTION A

PERSONAL DEVELOPMENT & LEADERSHIP

TEEN LEADERS

- Teen Leader positions are limited to 4-H members who are 13-years of age and not have reached their 19th birthday by January 1 of the current year.
- Receive a Teen Leader Certificate and a premium for each day.
- Volunteer “pre-Teen” Leaders are welcome.
- Participate in educational opportunities.
- Pre-register on entry form, with specific times.

Teen Leader Responsibilities: Set up and oversee the following:

4-H Information Booth
Public Presentations
Maintenance of 4-H Exhibits

Sect A Class 1A Tuesday 11am-3pm
Sect A Class 1B Tuesday 3pm-8pm
Sect A Class 1C Wednesday 11am-3pm
Sect A Class 1D Wednesday 3pm-8pm
Sect A Class 1E Thursday 11am-3pm
Sect A Class 1F Thursday 3pm-8pm
Sect A Class 1G Friday 11am-3pm
Sect A Class 1H Friday 3pm-8pm
Sect A Class 1I Saturday 11am-3pm
Sect A Class 1J Saturday 3pm-8pm

SECTION B

SPECIAL EXHIBITS & EVENTS

Club Exhibits will be judged as Excellent, Good, or Worthy and receive equal premiums. Cloverbud participants will receive participation ribbons and will not be judged. Public Presentations are NOT judged, will receive a premium.

Sect B Class 1

4-H CLUB DISPLAYS

- Attractive educational exhibits.
- Group Exhibit. (One premium per exhibit.)
- The display may depict or represent any club project, community service, 4-H camp, recreation, citizenship or leadership. Displays may demonstrate the theme “4-H Grows Here” or “Building Sustainable Communities”. The exhibit booth measures 4’x4’.

The exhibit is judged on the following:

- **EFFECTIVE MESSAGE:** (caption or title sign) Short, catchy, appropriate, well worded to cover, subject and suggest appropriate action.
- **DRAWS ATTENTION:** An attention-getter that reinforces the main idea. Something unusual-motion, light design, and/or color.
- **HOLDS ATTENTION:** Tells a coherent, clear-cut, one-idea message quickly. Arouses curiosity about the subject. Has systematic arrangement, easy to follow the story.
- **SELLS 4-H:** Emphasizes promoting youth development and putting knowledge to work.
- **PRESENTS PLEASING APPEARANCE**
- **USES EXPLANATORY MATERIAL**
- **EFFECTIVELY:** Material brief and easy to read. Size of charts, maps placards and letters adequate.
- **TELLS WHERE ASSISTANCE AND MORE INFORMATION**

Sect B Class 2

PUBLIC PRESENTATIONS

An opportunity for youth ages 5 – 19 years of age to showcase their public presentation skills. Participants may use any type of communication style: Demonstration, Illustrated Talk, Speech, Recitation, and Dramatic Interpretation. Each presenter must bring their own equipment and supplies for their presentation. NOT Judged

SECTION C

COMMUNICATIONS & EXPRESSIVE ARTS

GENERAL INFORMATION

- This section is intended to be a showcase for projects that fall under the national curriculum category, Communications and Expressive Arts.
- All work is to be completed by the individual youth exhibitor in the current 4-H program year, not a collaborative effort.
- Creative work should not contain content that would be inappropriate for the general 4-H audience. Any use of unsuitable language or story themes will not be accepted.

Sect C Class 1 - WRITING/PRINT

Achievement/Record Book/Officer Book

The book is a collection of items assembled to demonstrate involvement in projects and activities during the current 4-H year. Evaluators will be looking for an attractive cover and title page, a table of contents and/or the use of section dividers, and content that reflects involvement in 4-H experiences such as leadership experiences, marketing/public relations, exhibits, projects, community service, presentations, and other activities completed in the current 4-H year. All items such as certificates, and pictures displayed in the book should be labeled to reflect what experiences they relate to. The book must contain a story that summarizes the accomplishment and skills learned throughout the current year in 4-H. 4-H Officer Book is NOT judged.

Scrap Book

The Scrap Book reflects the use of creative scrapbooking techniques to tell about events and/or activities. The theme may be 4-H or non 4-H in nature. The Scrap Book must have been completed in the current 4-H year. Exhibits will be evaluated on overall appearance and creativity and the appropriate use of scrapbooking techniques to tell a story. If the scrapbook reflects the activities of the 4-H Club, the work must be completed solely by one 4-H youth member and not be a group/club effort. Club scrapbooks may be entered in the open class category.

SECTION C

COMMUNICATIONS & EXPRESSIVE ARTS

Press Releases or Editorials

Entries submitted need to demonstrate the 4-H youth member's ability to share information with the various media outlets for the purpose of informing the public about their achievements and accomplishments during the current 4-H year. If the press release was printed in the local newspaper, please include a copy of the published release, indicating date of release and title of publication.

4-H Portfolio

Annual 4-H Member Portfolio and Annual Cloverbud Member Portfolio
Annual 4-H Member Portfolio is an organized summary of a member's 4-H experience on a yearly basis. It must be submitted to the 4-H office by October 1 of each year in order to receive the yearend completion award. The Annual 4-H Member Portfolio can be submitted as a fair entry.

Creative Writing

Creative writing will be evaluated on content, standard punctuation and grammar, rhyme (if applicable), use of expressions, actions, dialogue and overall "tone" of the written piece. How the piece is presented and neatness and creativity of the presentation will also be considered in the evaluation. There is a limit of six one sided pages, however if a piece is longer, the exhibitor can enter a synopsis along with the total piece. The synopsis can be no more than the six-page limit. Recorded oral presentations of the work can also be submitted with the written work.

- ✓ E1) Fiction—Writing can be presented in any form of genre such as a story, letter, poem or script for stage or screen.
- ✓ E2) Non-Fiction—In this form of creative writing the author uses self-exploratory writing that draws on personal experiences. The format could be an autobiography, personal story, letter, poem or script for stage or screen that is based on true-life experiences for the author.

SECTION C

COMMUNICATIONS & EXPRESSIVE ARTS

POSTERS AND 3-DIMENSIONAL DISPLAYS

Educational posters/3-dimensional displays –Exhibit should be self-explanatory through the use of appropriate captions, signs or labels and should be limited to approximately 2'x4'. The exhibit will be evaluated on content, illustration, organization, clarity, visual appeal and readability. All exhibits must include a written summary to help evaluator understand the purpose and/or outcome.

Sect C Class 2

Public Presentation Posters

Posters must be accompanied by a descriptive summary so that evaluator clearly understands why/how the poster was used.

Poster/Exhibit: Individual or Group

- A series of posters (at least 14" x 22")/photos (8" x 10") or three-dimensional exhibit representing any aspect of 4-H Youth Development projects and/or activities.
- Must be limited to 2'x4'

Sect C Class 3

4-H BANNERS

- Size: 2' x 4'
- Designed to hang vertically or horizontally
- Any assembly technique can be used
- Must incorporate the 4-H Clover

Sect C Class 4

PERFORMING ARTS

Exhibits should illustrate the exhibitor's involvement in performing arts. Involvement may be as a performer, technical support staff, review or observer.

Prop

Any object or material constructed by the exhibitor for use in a production. Examples: backdrop, scenery, puppet, mask, etc. Note: Costumes are evaluated in Textiles and Clothing classes.

Script

An original sketch, scene or play written by the exhibitor.

SECTION C

COMMUNICATIONS & EXPRESSIVE ARTS

Documentation

Notebook, posters or 3-dimensional exhibits about involvement in live performances.

Other

Any performing arts exhibit or project falling outside the categories described above.

Sect C Class 5

OPEN CLASS

Is an option for exhibits deemed by the County Educator to be worthwhile but fall outside the categories described above. The decision to bring such exhibits is left to the discretion of the 4-H Extension Educator.

SECTION DA Thru DF CONSUMER & FAMILY SCIENCES

Exhibiting 4-H projects provides opportunities for youth recognition as well as learning experiences. Exhibits also provide a venue from which the public can gain a sense of the breadth and depth of 4-H project activities.

SECTION DA FOOD AND NUTRITION

- ✓ General Guidelines and Preparing the Entry:
- ✓ All baked entries must have been baked from scratch by the exhibitor. No ready-made refrigerated or frozen dough, pastry crust or box mixes are permitted.
- ✓ The recipe may not include alcohol (this does not include vanilla which is a standard ingredient in recipes) as one of the ingredients.
- ✓ No exhibits requiring refrigeration (cream or custard-based pies, cakes, cream cheese) are allowed.
- ✓ Our goal is to encourage the mastery of skills. Fewer ingredients generally mean a simpler recipe. The more experienced 4-H member is encouraged to exhibit a more difficult recipe. Exhibitors are also encouraged to not exhibit in the same class year after year. Again, this is to demonstrate mastering of new skills.
- ✓ Please do your best to demonstrate good nutritional choices in your recipe.
- ✓ Remove all items from baking pans (except pies) and exhibit on paper plates or foil-wrapped cardboard. The exhibit must be covered with plastic resealable baggies –no plastic wrap. Do not bake muffins or cupcakes in paper liners.
- ✓ Include recipe card (product name, ingredients, preparation steps, yield, recipe source) with all baked entries. Indicate how the recipe was modified to make it healthier.
- ✓ An exhibit is: 3 samples of small items (cookies, muffins, cupcakes, rolls, breadsticks, pretzels or similar products); ½ of large item (loaf bread, cake, coffee cake or similar products); or whole item if needed to convey appearance of product (pie, turtle-shaped bread or similar products).
- ✓ A recipe can be only entered in one class in the Food and Nutrition section.
- ✓ Complete exhibitor entry card for each exhibit entered, indicating new skills mastered and nutritional choices made.

SECTION DA CONSUMER & FAMILY SCIENCES

COOKIES

Sect DA Class 1

COOKIES. No frosting or added decorations that are not part of the recipe.

- ✓ **Drop Cookies**-ex: Chocolate Chip, applesauce, oatmeal, etc.
- ✓ **Hand Shaped**-ex: peanut butter, snickerdoodles, crinkles.
Can be rolled in sugar if part of the recipe.
- ✓ **Bar cookies**-ex: Date bar, pumpkin bar, brownies, layered fruit bars or other batter cookies.

MUFFINS, BISCUITS & BREAD (NO YEAST)

Sect DA Class 2

MUFFINS-plain, whole wheat, cornbread, bran, apple, or other. No toppings.

Sect DA Class 3

BISCUITS OR SCONES-Plain, whole grain, flavored, or other shaped (rolled & cut) biscuits or scones. No toppings.

Sect DA Class 4

LOAF BREAD-(not yeast leavened). Banana, blueberry, apple, pumpkin, or other bread baked in a loaf pan. No toppings.

YEAST BREADS

Sect DA Class 5

YEAST ROLLS- Plain, whole grain, flavored, or other yeast rolls of any shape; does not include fancy rolls with fillings or frosting.

Sect DA Class 6

YEAST BREAD-Plain, whole grain, flavored, or other, baked in a loaf pan.

Sect DA Class 7

SHAPED BREAD-An exhibit is any small (such as pretzels or breadsticks), or large (such as animal shaped) hand-shaped bread. Plain, whole grain, flavored, or other; does not include fancy yeast breads with fillings or frosting.

SECTION DA CONSUMER & FAMILY SCIENCES

CAKES

Sect DA Class 8

CAKE-An exhibit will consist of one-half of the following:

- a) Plain cake (spice, chocolate, butter) baked in a pan approximately 8-9" (round or square).
- b) A foam-type cake (angel food, sponge, chiffon) baked in a tube pan, approximately 9-10
- c) Nutritious cake made with a vegetable or fruit, such as carrot, applesauce, sweet potato, etc. Baked in an appropriate size pan approximately 8-9" round or square or 9-10" tube pan.

Sect DA Class 9

CAKE DECORATING Frosted and decorated cake or special occasion disposable form or 3 cup cakes for a birthday, anniversary, graduation, etc. Decorations need to be made with decorator's frosting using decorator's tips. Candies, actual flowers and other decorations can only be added to enhance the frosting decorations, not used alone. Include on Entry Card what occasion the cake/cupcakes is to be used for.

PASTRY/PIES

Sect DA Class 10

PIES-Fruit pies -2-crust pastry. Top crust can be lattice or decorative pastry, no crumb toppings. Ex. Apple, blueberry, cherry, etc. Please enter in disposable pie pans 6" or larger. No exhibits requiring refrigeration (cream or custard-based pies, cream cheese, etc.) are allowed.

Sect DA Class 11

TARTS OR TURNOVERS-3 items make an exhibit. Ex. Peach tarts, apple turnovers, etc. No exhibits requiring refrigeration are allowed.

HEALTHY LIVING

Sect DA Class 12

HEALTHY BAKED PRODUCT-An exhibit is any baked product that is made with less sugar, fat or salt, altered using a sugar or fat substitute or gluten free. The recipe must clearly state ingredients and methods used. An explanation of why you made it healthy, made changes to the recipe or used gluten-free ingredients must be included. Cookies, loaf bread, cake, cupcake, coffee cake, muffins, pies or other baked items.

SECTION DA CONSUMER & FAMILY SCIENCES

Sect DA Class 13

HEALTHY SNACK—This may be an actual food exhibit, poster, photos or may include faux food. The idea is to prepare an example of a healthy snack that you might have yourself or may prepare for friends. Actual food exhibits must be able to be presented without the need of refrigeration. Examples of Healthy Snacks: veggie platter, smoothie, cheese and crackers, fruit kabob. Entry Card statement should include serving size and information about the nutritional value of the snack.

Sect DA Class 14

PACKED LUNCH—Entry is to be presented in a lunch bag or box (always good to think about how this will be displayed). The display may include photos or pretend food if actual items will not hold up. Entry Card statement must include the following: a) Dietary needs of individual that lunch is for (aka a 3rd grader will require less food than a high school athlete); b) Facilities available for keeping lunch (aka: will this be used on a trail ride? Lunchroom: Do you need a microwave in order to prepare? Etc.) c) Nutritional value of the lunch packed (consider this when you decide what is going in the packed lunch).

Sect DA Class 15

MENU FOR A DAY—The menu should include a complete listing of all meals and snacks that would be eaten over a one-day period. A description of individual or family for whom meals are intended must be included. Typed exhibit with photos is recommended, creativity is encouraged.

****See RECIPE COLLECTIONS below for more HEALTHY LIVING options.**

OTHER BAKING CLASSES

Sect DA Class 16

FOOD TECHNOLOGY EXHIBIT - Exhibit to include a food product prepared using new technology or a non-traditional method (i.e. bread machine, cake baked in a convection oven, baked item made in a microwave, etc.). Include recipe and why you used this method.

Sect DA Class 17

HERITAGE FOODS/INTERNATIONAL FOODS—An exhibit is a sample of any baked item associated with family traditions or history/ with customs and traditions of a country or population of the world and must include: (a) recipe and (b) family history/traditions or historical

SECTION DA CONSUMER & FAMILY SCIENCES

background/context associated with the food and (c) traditions associated with preparing, serving and eating the food. Such as cookies, muffins, bread, cake, cupcakes, coffee cake, pie or other baked items.

Sect DA Class 18

PET TREATS—An exhibit will consist of 3 samples or 1 cup mix of baked treats for dogs, horses, etc. Will be evaluated on appearance, smell and texture. Please include on Entry Card the reason for the treat such as for your pet, community service project, fund raiser, etc.

RECIPE COLLECTIONS

Sect DA Class 19

HEALTHY RECIPE COLLECTION—An exhibit is at least 6 recipes (displayed in a box, notebook, or file folder; can include photos or illustrations) that provide needed nutrients while limiting fat and total calories. For each recipe state: (1) relationship of key ingredients to MyPlate.gov; (2) nutritional benefit; (3) source of recipe; (4) how well it was liked; (5) any changes you would make in the recipe. All recipes must be collected and made during the current enrollment year.

Sect DA Class 20

HERITAGE RECIPE COLLECTION—An exhibit is at least 10 recipes (displayed in box, notebook, or file folder; can include photos or illustrations) that depicts family or local history. For each recipe state: (1) source of recipe; (2) history related to recipe; (3) traditions related to preparing, serving, and eating the food. For 4 of the 10 recipes, indicate how well it was liked after making it. The collection should represent one or more generations older than you and can be collected from family, friends, or other community sources. All recipes must be collected and at least 4 of the 10 prepared during the current enrollment year.

PRESERVED FOODS

Any processed food, including dried, foods and maple syrup will be evaluated based on appearance and process used. Because of food safety concerns, the entry will not be tasted or opened.

CANNED FOODS - Criteria for Exhibiting Home Canned Foods

- ✓ Remember: use only United States Department of Agriculture (USDA) tested and approved recipes. The USDA has researched, tested and approved recipes for home canning. In

SECTION DA

CONSUMER & FAMILY SCIENCES

order to obtain a safe, quality product use only up-to-date (1994 or later) USDA approved recipes. Approved recipe sources include:

- National Center for Home Food Preservation at <http://www.uga.edu/nchfp/>
 - So Easy to Preserve, University of Georgia
 - Your local Cornell Cooperative Extension Office
 - Ball Blue Book
- ✓ Canned exhibit consists of one clear-glass Standard Mason jar processed with a self-sealing, two piece lid. (metal lid and metal ring). Rings should have been removed after processing and cooling in order to clean and store the canned good. Rings should be put back on for transport to fair, but removed by exhibitor before judging.
 - ✓ Top of jars must be labeled with the product and date processed. Do not put labels on the sides of the jars (this makes it difficult for judges to view the product).
 - ✓ Attach a separate card securely to the exhibit and include:
 - Recipe
 - Recipe Source (Site Ball Blue Book or other USDA source –not family member)

The card should include the following information if not already included in the recipe:

- Contents
 - Type of pack (hot or raw)
 - Type of processing (boiling water bath or pressure canner)
 - Processing time
 - Altitude adjustment if required
 - Headspace
 - Date of processing
- ✓ Appropriate head space requirements must be followed. In general –
 - ✓ Fruit Juices $\frac{1}{4}$ inch; Vegetables $\frac{1}{2}$ inch; Jams and Jellies $\frac{1}{8}$ – $\frac{1}{4}$ inch; Pickles $\frac{1}{2}$ inch; Tomatoes $\frac{1}{2}$ inch or according to USDA approved recipes.
 - ✓ Jars must be free of cracks, chips, etc.
 - ✓ Each exhibit must be vacuum sealed.
 - ✓ The following entries will be disqualified:

SECTION DA CONSUMER & FAMILY SCIENCES

- Foods processed and packages not following current (1994 and later) USDA recommendations
- Paraffin sealed jams and jellies
- Jars with zinc lids
- Foods in green jars or non-standardized jars
- Jars with more than 2" headspace
- Jars with added color, bleach, sulfite or other preservatives, unless called for in a USDA approved recipe. (For example, baking soda may not be added to green vegetables)
- Jars or food that were made and processed over one year ago.

| | | |
|----------------------|------------|------------------------------|
| Sect DA Class | 23A | Canned Fruit |
| | 23B | Vegetable |
| | 23C | Tomatoes |
| | 23D | Juice |
| | 23E | Pickles, Relish |
| | 23F | Jam, Jelly, Marmalade |
| | 23G | Other |

DRIED/DEHYDRATED FOODS –

Criteria for Exhibiting Home Dried/Dehydrated Foods:

- ✓ Dried foods must be displayed in either clear one-half pint zip closure bags or glass jars with tight fitting lids.
- ✓ Foods in unapproved containers or more than one year old will be disqualified.
- ✓ Top of jars must be labeled with the product and date processed. Do not put labels on the sides of the jars (this makes it difficult for judges to view the product).
- ✓ Attach a separate card securely to the exhibit and include:
 - Method of drying (Dehydrator, oven)
 - Time and Temperature of drying
 - Pre-treatment method (if used)

| | | |
|----------------------|------------|-------------------------|
| Sect DA Class | 24A | Dried Vegetables |
| | 24B | Dried Fruit |
| | 24C | Leathers |
| | 24D | Herbs |

SECTION DA CONSUMER & FAMILY SCIENCES

Sect DA Class 25.

MAPLE SYRUP—An exhibit will consist of homemade maple syrup in a clear glass bottle appropriate for syrup products. Entry Card should include the process used to make the syrup and the resource(s) of their information.

Sect DA Class 26

OPEN CLASS is an option for exhibits deemed to be worthwhile but fall outside the categories described above. The decision to bring such exhibits is left to the discretion of the Extension 4-H educator. A recipe and written description of the process used for creating the item must be included.

SECTION DB

FINE ARTS & FINE CRAFTS

General Guidelines:

- Entries limited to one of a kind items designed by the exhibitor.
- Hobby Crafts and Crafts made from commercially available kits/patterns should be exhibited in Home Environment.
- Art Objects must be in good condition, ready for display.
- Small, delicate, fragile items should be displayed securely in a display box.
- Objects whose ultimate use is to hang on the wall must have mountings on them and be ready for hanging.
- Fine arts and crafts entries made using recycled materials will be evaluated on entry's artistic value. Note: items made from recycled materials may be evaluated in Environmental Education Section G – Class No. 6 if youth would benefit more from its evaluation being based on the re-use of material. Please include where the recycled materials came from on Entry Card.
- Entry in Fine Arts and Craft is to be made entirely by the exhibitor, not a collaborative effort with a commercial business. This includes selection of materials and entire construction process. Ex. Ceramics should not be from pre-made molds that are just painted. Exhibits meeting that criteria should be entered in the Hobby Craft Section.

FINE ARTS

Sect DB Class 1

PAINTINGS, DRAWINGS, GRAPHICS/PRINTS—Art work is to be visibly signed, matted and framed. Backgrounds should be filled in lightly on all artwork.

- **DRAWING**—Expressive work in pencil, charcoal, felt tip pen, crayon, pastel, brush or ink.

PAINTING—Expressive work in oil, watercolor, acrylics or mixed media, i.e., watercolor and ink, acrylic and chalk, acrylic and collage, etc.

1) Traditional: stretched canvas, etc.

2) Non-traditional: bark, fungus, rocks, saws, gourds, etc.

GRAPHICS/PRINTS—Any printing process that duplicates one or more identical images. Minimum of 2 images in the exhibit. Include if possible the stamp or photo of the graphic ex potato or apple.

SCULPTURE—Materials may be wood, stone, clay, original cast plaster, paper-mache, metal (sheet or wire), fibers, fabric or fiber

SECTION DB

FINE ARTS & FINE CRAFTS

glass, or a combination of these. Processes may be carved, modeled, fired, soldered, glued, molded, laminated, nailed or sewn.

Sect DB Class 2

FINE CRAFTS- CRAFTSMANSHIP -An exhibit shall consist of one of the following:

POTTERY—Vessels of clay, glazed or unglazed, hand built, wheel thrown, cast from an original mold. No pre-forms permitted.

FIBER, FABRIC—Original design objects of 2 or 3 dimensions of fibers and/or fabrics used singly or in combination, employing any of the following techniques: weaving; knotting; needle arts; string art; felting, etc. *Entries are self-designed needle art. Commercial patterns entered in Hobby Crafts Section DC.

LEATHER—Using no pattern and no kits. Objects can be tooled, carved, molded, stamped, laced, stitched and/or riveted. Sealant should be applied.

GLASSWORK—Self created entries made by exhibitor, including all steps of the process, not from a commercial source.

1) Etched, sandblasted, blown or pulled, annealing/tempering/slumped/fired.

2) Stained glass—no painted glass or liquid lead.

METAL—Objects of metal(s) used singly or in combination with other materials such as other metals, plastics, wood, ground stones, bone, and enamel. Objects can be made by the following processes: hand cut, etched; engraved; tooled or molded. No entries with tin cans permitted.

MOSAICS—Two-or three-dimensional objects using clay tile, glass, stone. Projects should be grouted and sealed. No stepping stones to be entered.

WOOD AND/OR PAPER—Processes: carving; wood burning, gluing; inlay; cutting; tearing; layering; (origami) folding, quilling.

JEWELRY/PRECIOUS METALS-May include designs from pattern books, bead loom, crochet, etc. NO KITS, NO PONY BEADS.

1) Handmade materials: silverworks, glass blowing, clay formation, paper formation, stone, fossils, enameling, etc.

2) Purchased materials:

a) FIRST YEAR IN JEWELRY CLASS ONLY -jewelry made with purchased materials simply strung. Will evaluate on bead and color selection and pattern used to string beads.

SECTION DB

FINE ARTS & FINE CRAFTS

b) Pattern (a commercial pattern or a hand drawn design) must be provided with exhibit. NO SIMPLE STRING OF BEADS.

CERAMICS-Any form cast from a commercial mold or pre-form. Cleaned and painted/stained/glazed. Proper sealant if not glazed.

HERITAGE ART, CRAFTS AND DOCUMENTATION

- ✓ Include the following on or with the completed Entry Card:
 - a. Source of traditional design (specific ethnic group or family)
 - b. Design plan/chart.
 - c. Appropriate heritage documentation for the exhibit. Include historical time period of entry (ex. Basket should include history of baskets and purpose of design; leather entries include what tribes of Native Americans).
- ✓ Emphasis in the heritage art, crafts and documentation is on personal growth and knowledge through learning about a cultural heritage. It is based on research of traditional designs, methods and materials as well as learning the necessary skills.
- ✓ Objects should be constructed in traditional design methods and materials but if not state what the traditional design methods and materials would be and what you had to replace them with to complete the project.
- ✓ No Soap Entries: No soap entries of any kind will be accepted.

SECTION DB

FINE ARTS & FINE CRAFTS

Sect DB Class 3

HERITAGE ART EXHIBIT—shall consist of one of the following:

HERITAGE ART AND CRAFTS—Traditional objects using materials, methods and/or decoration based on a continuation of ethnic art or handed down from one generation to another. Example, basket, rug making, embroidery, quilting, Native American crafts, scherenschnitte, etc.

PROCESSED NATURAL FIBERS—Natural fibers processed for use.

HERITAGE DOCUMENTATION—Genealogy of family or community history, (buildings, village names) or methods of processing. (Native American crafts, basketry, soap making). Photos of generations can supplement written documentation. Cite references.

Sect DB Class 4.

OPEN CLASS is an option for exhibits deemed by the County to be worthwhile but fall outside the categories described above. The decision to bring such exhibits is left to the discretion of the Extension 4-H educator.

SECTION DC

HOBBY CRAFTS AND HOME ENVIRONMENT

General Guidelines:

- ✓ These exhibits can be hobby crafts and/or can be made from commercial kits. Original designed items can be entered in Section DB Fine Arts & Crafts.
- ✓ Objects whose ultimate use is to hang on the wall must have mountings on them and be ready for hanging.
- ✓ Items entered in this section should include on the Entry Card the following information:
 - a. Where and for what will the item be used
 - b. What is the color scheme of the room
 - c. Include fabric content and care information if available. Required for Class #2, 3 and 4.
 - d. Where did you get your ideas from (name of 4-H Project or resource)?

HOBBY CRAFTS

Sect DC Class 1

CRAFTS-Exhibits are based on projects that focus on a particular topic area and specific learning goals over a period of time. An Exhibit can be made from a commercial kit or pattern. This gives a youth the chance to explore new crafts area. If an exhibit takes a short time, multiple items may be exhibited and displayed nicely to create one exhibit.

- Craft Kit-Used a commercially available kits or experience to explore a new area. Please give the name and of the kit or experience/location on your entry card.
- Craft Non-Kit-Purchased all the supplies for this exhibit separately.
- *New* Recycled Craft-items made, remodeled or renovated from recycled material example: picture framed covered in seashells, sculpture made from recycled plastic bags. Please included where the recycle material came from on Exhibit Entry Statement.

FIBER, FABRIC-Objects created from commercial patterns of 2 or 3 dimensions of fibers and/or fabrics used singly or in combination, employing any of the following techniques; knotting, needle arts, string art, felting, etc.

LEATHER-Using commercial patterns and kits. Objects can be tooled,carved, molded, stamped, laced, stitched and/or riveted. Sealant should be applied.

GLASSWORK-Can be from a commercial source.

SECTION DC

HOBBY CRAFTS AND HOME ENVIRONMENT

1. Etched, sandblasted, blown, or pulled, and annealing/tempering/slumped/fired.

2. Stained glass-can be painted glass or liquid lead.

METAL-Objects of metal(s) used singly or in combination with other materials such as other metals, plastics, wood, ground stones, bone, enamel. Objects can be made by the following process: hand cut, etched, engraved, tooled or molded. No entries with tin cans permitted.

MOSIACS-Two or three dimensional objects using clay, tile, glass, stone. Projects should be grouted and sealed. Stepping stones can be entered.

WOOD AND/OR PAPER -Processes from commercial patterns and kits: carving, wood burning, gluing, inlay, cutting, tearing, layering, (origami) folding, quilling, basket making.

FABRIC FURNISHINGS and HOME ACCESSORIES

Sect DC Class 2

ROOM ACCESSORIES/EMBELLISHED FURNISHING –such as bulletin board, fabric décor, lampshade, picture frame (may be non-sewn items). Includes items such as placemats and lampshades that have been changed by adding fabric, painted design or other embellishments.

Sect DC Class 3

FABRIC ACCESSORY such as a pillow, throw blanket, wall hanging, placemats, macramé and needlework items including knitting, crocheting, embroidery, cross-stitch, latch hook etc. Include fabric content and care information.

Sect DC Class 4

MAJOR FURNISHING ITEMS MADE OF FABRIC -quilt, bedspread, coverlet, curtains etc. Include fabric content and care information.

Sect DC Class 5

A GROUP OR CLUB PROJECT-Group or Club Project such as a quilt, wall hanging etc. (Club Banners see Communications and Expressive Arts classes.) Include fabric content and care information.

Sect DC Class 6

HOME STORAGE—laundry bag, shoe bag, locker caddies, travel storage, etc.

Sect DC Class 7

TABLE SETTING EXHIBIT—An entry should include table setting for at least one person, menu, short story about the specific occasion the setting is for, table cloth, place mats, napkins (may be artfully

SECTION DC

HOBBY CRAFTS AND HOME ENVIRONMENT

displayed/folded), centerpiece or table decoration as appropriate to complete the table setting. Exhibits should be displayed on a small table such as a card table (provided by exhibitor). The exhibit is to remain in place during the full-time period.

WOODEN FURNITURE & FURNITURE ACCESSORIES

Sect DC Class 8

FURNITURE OR WOODEN ACCESSORY ITEM WITH A PAINTED/NATURAL FINISH such as chair, table, shelf, picture frame etc. that is new and/or unfinished, refinished or constructed by exhibitor. Emphasis in this class is the restoration and not the actual construction of the exhibit. Newly constructed items can be entered in Science, Engineering & Technology –Section J if exhibitor wants woodworking skills evaluated.

Sect DC Class 9

CHAIR OR STOOL WITH NEW SEATING. Frame may be new, unfinished, restored, refinished by exhibitor. May have a painted or natural finish. Seat may be upholstered, caned, etc. Note: Exhibit is just for seat evaluation only.

Sect DC Class 10

OPEN CLASS is an option for exhibits deemed by the County to be worthwhile but fall outside the categories described above. The decision to bring such exhibits is left to the discretion of the Extension 4-H educator.

SECTION DD

WEARABLE ART

For all classes in Wearable Art in addition to the completed Entry Card, include the following:

- a. Name or source of pattern if applicable
 - b. Fiber content of item when available
 - c. Care label information; and
 - d. Where did you get your ideas from (name of 4-H Project?)
- ✓ Projects selected to come to County Fair should be age and experience appropriate.

No fabric paints or scribbles accepted in this section.

Sect DD Class 1

CROCHET/KNITTED FIBER CLOTHING—Clothing made using a form of crocheting or knitting such as a sweater, vest, scarf, etc.

Sect DD Class 2

TIE-DYING/BATIK MATERIAL CLOTHING—Clothing made using tie-dyeing which utilizes knotting and folding techniques or batik which utilizes the immersion or outline fill-in techniques of wax resist to make such clothing as a tee-shirt, pants, etc. Purchased clothing can be used to do either of these techniques on.

Sect DD Class 3

NON-TRADITIONAL MATERIAL CLOTHING—Clothing made using paper, duct tape, paper clips, bubble wrap, etc.

Sect DD Class 4

OPEN CLASS is an option for exhibits deemed to be worthwhile but fall outside the categories described above. The decision to bring such exhibits is left to the discretion of the Extension 4-H educator.

SECTION DE TEXTILES AND CLOTHING

General Guidelines:

- ✓ For all classes in Textile and Clothing in addition to the completed exhibitor entry card, include the following:
 - a. name or source of pattern(it is recommended to include pattern envelope and/or directions, if possible.)
 - b. fiber content of item when available
 - c. care label information; and
 - d. if a kit is used for down or fiberfill items or outdoor equipment (i.e., parka, hood, booties, sleeping bag, tent) this must be stated.
 - e. Where did you get your ideas from (name of 4-H Project?)
- ✓ No kits are allowed for the original pattern and design class.
- ✓ Projects selected to come to the Schoharie County Sunshine Fair should be age and experience appropriate.

NOTE: For clothing made using a form of textile art or non-traditional material other than sewing enter in Section DC.

WEARABLE SEWN ITEMS

Sect DE Class 1

CLOTHING –any beginner, intermediate or advanced level sewn garment. Note the general guidelines for each entry. Pieces of a coordinated outfit should be entered as one entry.

Sect DE Class 2

CLOTHING ACCESSORIES, SEWN-an item created by the exhibitor, which has a decorative and/or functional purpose such as a hat, belt, etc.

Sect DE Class 3

HISTORICALLY ACCURATE CLOTHING, SEWN-clothing made using materials and construction techniques appropriate for period clothing. Exhibit does not have to use the exact fabric or technique but there should be evidence of effort.

Sect DE Class 4

COSTUMES made using materials and construction techniques appropriate for the costume design and use. For example, if the costume is to be worn only once in a school play, the “look” of it from a distance will be more important than neat sewing.

SECTION DE TEXTILES AND CLOTHING

RECYCLED SEWN ITEMS

Sect DE Class 5

RECYCLED GARMENTS OR NON-CLOTHING, SEWN –including remodeled or renovated garments OR remodeled or renovated items that are not clothing, like jeans turned into grocery/all-purpose bags, t-shirts turned into a purse, towels turned into a dog toy, etc.

NON-CLOTHING, SEWN

Sect DE Class 6

NON-CLOTHING, SEWN—examples include purses, tote bags, backpacks, outdoor equipment, horse articles such as saddle pad, cooling sheet, recreational items such as kites or toys. For reference see the 4-H Curriculum Simple Gifts and The Flight/Fabric Connection.

Sect DE Class 7

WEARABLE OR NON-WEARABLE ITEMS DESIGNED AND CONSTRUCTED BY EXHIBITOR designs may be made by hand, by computer or combinations/design alterations of purchased patterns. Include pattern and description.

PURCHASED GARMENT

Sect DE Class 8

PURCHASED GARMENT -entries in this class should reflect wise consumer decision-making. Garment or outfit must be accompanied by an 8 ½" x 11" information notebook. The notebook must include the following (1) color photo of entrant wearing garment or outfit –label photo with name, county and color of complexion, hair and eyes; (2) cost of garment –include price tags or information, itemized comparison of cost to make garment –consider cost of fabric, notions, pattern, labor, etc. (3) story that describes: a) why garment was purchased; b) how it fits into wardrobe; c) fabric structure, fiber content and care; d) simple accessories selected; and e) activities for which garment will be worn. For reference see the 4-H Curriculum Clothing Decisions.

Sect DE Class 9

OPEN CLASS is an option for exhibits deemed to be worthwhile but fall outside the categories described above. The decision to bring such exhibits is left to the discretion of the Extension 4-H educator

SECTION DF CHILD DEVELOPMENT/CARE

An exhibit shall consist of one of the following:

Sect DF Class 1

CREATIVE TOY, GAME OR STORYBOOK—A homemade toy, book, game or activity to be used with children. Entry card statement should include age of child intended to use article, developmental stage the item is suited for and why this would be an appropriate play item.

Sect DF Class 2

“BABY-SITTER’S KIT” including games, toys and safety materials needed while caring for a baby, toddler or preschooler. Include explanation of planned use of articles in kit.

Sect DF Class 3

OPEN CLASS is an option for exhibits deemed by the County to be worthwhile but fall outside the categories described above. The decision to bring such exhibits is left to the discretion of the Extension 4-H educator.

SECTION E

VISUAL ARTS/PHOTOGRAPHY

GENERAL INFORMATION

- **IMPORTANT** –TWO exhibits per class/per exhibitor with no more than THREE exhibits per exhibitor overall in Visual Arts/Photography Section
- Visual Arts/Photography exhibits must have been created by the exhibitor as part of a 4-H program during the current year and should reflect a meaningful, thoughtful process.
- Visual Arts exhibits will be evaluated on technical quality, composition, storytelling ability and preparation of exhibit.
- Exhibit should be mounted on a sturdy background, not in a commercial picture frame. Preparation of photo for exhibit should demonstrate good workmanship and use of materials.
- No photograph or digital image shall be smaller than 4" x 6" or larger than 11" x 14".
- Exhibit must be titled or captioned to assist the viewer to interpret the message.
- Exhibits should be ready to be hung
- All exhibits must be accompanied by an Entry Card.

Sect E Class 1

PHOTO STORY–Narrative or informational presentation using images as illustrations to communicate story or document a process. Consists of 4 to 8 photographs of similar size with identifying or informational captions to tell a story or document a process. Exhibit may include a short narrative telling the story that the images are illustrating. Some photo stories require a supporting narrative, conversely, most narrative work is better supported by a group of images. Exhibit will be judged on informational/narrative quality of photographs, relevance to and integration with the story, technical quality of the photographs and quality of the overall presentation. If edited images are used, thumbnails of the originals shall accompany exhibit.

Sect E Class 2

PICTURES OF 4-H PROJECTS, ACTIVITIES AND TRIPS –ANY SIZE– Images will be evaluated based on design, ability to tell a story and marketing appeal.

Sect E Class 3

PHOTO STUDY CLASS-Consist of one of the following:

- A Four photos demonstrating four methods of isolating the subject; not more than three objects permitted in each photo.

SECTION E

VISUAL ARTS/PHOTOGRAPHY

- B Four Close-up photos with a different main light source in each -front, side, back and diffuse.
- C Four photos -each to illustrate one idea, i.e., hidden lines and shapes, framing, patterns, perspective or texture. Show differences -same topic, different location, angles, etc.

Sect E Class 4.

VIDEO PROJECT -Please note that Evaluators have limited viewing time available. You must provide proper viewing equipment for the Evaluations: do not assume that equipment will be readily available at the County Fair.

- Project can be a 30 second television spot, a documentary demonstrating 4-H activities, a narrative or dramatic group project by 4-H members or an informational presentation promoting 4-H.
- Project to feature a 4-H project or activity or promote 4-H.
- Products longer than 10 minutes should include a short “preview highlights” show as a separate tape, disc or file. Please remember that Evaluators have limited viewing time available.
- Project can be submitted as a CD or DVD. If project is submitted as a computer file, clear documentation for opening and viewing procedures, as well as software requirements should be included in supporting documentation.
- To ensure that the exhibit can be viewed and evaluated at the fair, the exhibitor should make arrangements prior to the fair for necessary hardware (and software if necessary) to be present, accessible and operating at the time of exhibition and evaluation.
- Project will be evaluated on technical quality, organization, creativity and ability to communicate a message.

Sect E Class 5

SINGLE UNEDITED DIGITAL IMAGE

Picture comes straight from the camera, no modification.

Sect E Class 6

SINGLE SLIGHTLY EDITED DIGITAL IMAGE

- Image somewhat digitally edited or enhanced.
- Modifications may include: changing color, cropping; sharpening or blurring; brightness or contrast changes; or the addition of text.
- **THUMBNAIL** of the original image shall accompany exhibit.

Sect E Class 7

SINGLE HEAVILY EDITED DIGITAL IMAGE

SECTION E

VISUAL ARTS/PHOTOGRAPHY

- Image has been radically digitally edited or enhanced.
- Modifications may include: addition to or the removal of parts of the image; changes in the color scheme of the image; the use of filters or effects; or animation using digital images, etc.
- **THUMBNAIL** of the original image shall accompany exhibit.

Sect E Class 8

MULTIPLE DIGITAL IMAGES

- Multiple images may be combined to create a single print (prints may mix color and monochrome images for extra impact).
- **THUMBNAIL** of the original images shall accompany exhibit

Sect E Class 9

SINGLE FILM IMAGE

- Commercially developed from 35 mm film camera, unedited, black and white or color.

Sect E Class 10

COMPUTER GRAPHIC DESIGN—design a graphic to be used to promote any aspect of 4-H. Design must:

- Be copy friendly
- Be computer generated/or hand drawn graphic
- Use the official 4-H clover (<http://nys4h.cce.cornell.edu/events>).
- If using graphics from the World Wide Web please note source and permission for use from owner.

Sect E Class 11

MY WEB PAGE

- Entry must include web page address and short write-up of what you would like to accomplish through web page.
- Web Page acknowledges NYS 4-H Youth Development/Cornell Cooperative Extension and other resources (both human and material) that provided the means for learning and skill development necessary to create the web page.
- Web page must be accessible on-line.

Sect E Class 12

POWER POINT PRESENTATION –Submit a hard copy of your presentation as well as a disc or flash drive.

Sect E Class 13

CREATIVE FRAMING

Criteria for exhibiting in Creative Framing Class:

- One Exhibit per Exhibitor.

SECTION E

VISUAL ARTS/PHOTOGRAPHY

- Exhibits simply placed in a commercial frame are ineligible.
- Exhibitor is expected to draw on their artistic sensibilities to enhance an existing image via the creative framing process.
- Entry will include both photo and frame and item will be evaluated together. Photo is not to be entered in any other class.
- Exhibitors should use their imagination such that Creative Framing serves to create a visual image that is more powerful than the sum of all its parts.
- The possibilities are limited only by your own ideas and collaboration.
- Creative Framing Possibilities:
 - Create your own physical frame using materials discovered in the environment (i.e., leaves, sticks, pinecones).
 - Sandwich your photo between two pieces of commercially framed glass, and then carefully add your own rendering to the piece.
 - See the physical frame as a three-dimensional space that uses depth in ways that stimulate viewer attention.
 - Decorating or adding to a commercial frame is acceptable, as long as the exhibitor has “made it his own” by modification.

Sect E Class 14

VISUAL ARTS/PHOTOGRAPHY/GRAPHIC DESIGN OPEN CLASS–

Any exhibit and photos that are self-developed deemed by the 4-H Educator to be worthwhile that falls outside categories described above.

SECTION F HORTICULTURE

GENERAL INFORMATION FOR HORTICULTURE EXHIBITS

- Exhibitor must fully complete at least one green Entry Card including questions for at least one project in each division.
- If entering more than one exhibit in a division, you must complete a green Entry Card. You may exhibit one entry per class except where noted.
- Participants are encouraged to work together as groups to create exhibits.
- Individual exhibits are also acceptable.
- Evaluators will consider number of participants so that group projects will be evaluated appropriately.
- Age, experience and standards listed in related 4-H publications, as well as content and quality, will be considered in evaluating criteria.
- Project resource materials listed are for suggestions only. Use your imagination for other ideas. For more information and ideas, check the website: <http://www.hort.cornell.edu/4hplants>.
- Endangered species are not allowed in any exhibit.
- Under Floral Design –Classes 25, 26 and 27 may use purchased or wild flowers.

PLANT COLLECTIONS

Developing a plant collection will help youth to learn to recognize and identify different plant species.

A. Preserved

- Plants must be pressed, dry, mounted and labeled. To press plant material, it is best to use the method described in: Pressed Flower Pictures (1982), 141-IB-34, find at <http://dspace.library.cornell.edu/handle/1813/3267>, or as described by a person who has experience collecting plant material.
- A clear protective overlay is helpful for many, but not all exhibits.
- Weeds and other specimens mounted green (not pressed or dry) will not be evaluated.
- Collections of plants may be on one side of ONE PIECE of poster board or like material, 22 x 28 inches in size, or in notebook binders with single specimens on pages 8 1/2 x 11 inches.
- Scrapbooks of accumulating years should have dividers between years. Current year's exhibit should be clearly marked. Current year exhibit will be judged.

SECTION F HORTICULTURE

- List sources used to identify plants and plant materials.
- Plants Identified by Common and Scientific Name.

Sect F Class 1- LEAF, TWIG (and fruit, flowers and seed, if possible) OF TEN OR MORE ORNAMENTAL TREES.

Sect F Class 2- LEAF, TWIG (and fruit, flower and seed, if possible) OF TEN OR MORE ORNAMENTAL SHRUBS.

Sect F Class 3- LEAF, TWIG, AND ILLUSTRATION of fruit or nut, of ten or more fruit or nut plants.

Sect F Class 4-TEN WEEDS common to lawns and flower beds.

Sect F Class 5-TEN ANNUAL FLOWERS

Sect F Class 6-TEN PERENNIAL FLOWERS

Sect F Class 7-TEN WILD FLOWERS

Sect F Class 8-TEN SEEDS

- Any single plant type, e.g., 10 ornamentals, 10 fruits, etc.
- Clean and dried (not green) Seeds must be harvested by exhibitor.
- A picture of plant must accompany seeds.
- List growing conditions required.

Sect F Class 9-MISCELLANEOUS COLLECTION

- Entries will be judged according to similar project criteria.

Sect F Class 10-BEGINNER (1-3 years)

Sect F Class 11-INTERMEDIATE (3-6 years)

Sect F Class 12-ADVANCED (5 or more years)

B. Horticulture Scrapbook (Collections of plant pictures)

- May be cut from magazines or garden center catalogs, illustrated by your own drawings, photographed or photocopies.
- Write in the front or back of the catalog where your images came from if you did not make them yourself (for example: Pictures are from
- W. Atlee Burpee 1998 seed catalog).
- This scrapbook makes an excellent study guide for the Horticulture Contest.
- Each plant should be represented on its own 8 ½ x 11-inch page.
- Catalog will be worth more if the picture (or perhaps more than one picture) shows different stages of growth (fruit and leaf, vegetable and flower, flower and leaf).
- Fasten pictures with clear tape, paper glue or rubber cement.
- Pages must be bound in notebook binder.

SECTION F HORTICULTURE

- Label with common name and brief description. Consult NY Horticulture
- Contest Guidelines for the plants required in each class.
- Beginners must include the 15 plants specified from each group—flowers and indoor plants; ornamentals; fruits and nuts, vegetables.
- Intermediates must include the 30 plants from each group
- Advanced participants must include all 45 plants from each group.
- NY Horticulture Contest Guidelines are available from your 4-H Cornell Cooperative Extension Educator.

C. Photo Record Book

- Photos must be taken by 4-Her.
- A minimum of 20 photos. The collection of 20 plants can be a combination of several types of plants, such as trees, shrubs, weeds, annuals, perennials, fungi, etc.
- Identify common and scientific names
- List variety, growing requirements, location of plant, where photo was taken and identification sources.

Sect F Class 10 BEGINNER (1-3 years)

Sect F Class 11 INTERMEDIATE (3-6 years)

Sect F Class 12 ADVANCED (5 or more years)

EXPERIMENTS-The intent of this division is to generate an interest among young people in a science-based approach to horticulture. Guidelines and suggestions for the exhibitor working with plants:

Both how you plan your experiment and the final description for your display should include the following sections:

- Background. Describe why you did this experiment and why it is important to you and other people?
- The Question (or hypothesis). What specific question does your experiment try to answer? For example: "Does watering geraniums with coffee increase their growth?"
- Methods. Outline how you did the experiment. Be sure to include:
a) Treatments. Describe specifically what you are comparing as treatments. Remember that you should have a check treatment (what is usually done) and the 'test' treatment. From the above question: Check = watering with water, and treatment = watering with coffee.

SECTION F HORTICULTURE

b)Measurements. Describe what you are measuring (weight, height, etc.) and why. Include observations of the plants over the course of the experiment.

- Results.
 - a)What did your measurements tell you about the treatment compared to the check? Was there a difference and if so, why do you think so? Use tables, graphs or pictures to share what you learned.
 - b)What other things did you notice in your observations?
- Conclusions. What did you learn? What is important about your results to other people? What would you suggest to someone else, based on what you learned?

THE DISPLAY should be interesting, attractive and neat, so that people will want to stop and learn about what you did. It should:

- include actual examples of treated and untreated plants, if possible, otherwise use drawings or photographs.
- On sheets of paper, describe your study using the above 5 sections.
- Use big print so that it is easy to read from 3 feet away.
- Glue these sheets, along with any photos or graphs to heavy poster paper (14" x 22" minimum) for display.

"Strawberry Yields Forever"

<http://www.gardening.cornell.edu/education/youth/activities/pdfs/strawberryyields.pdf> 4-H Fact Sheets are available from your 4-H

Extension Educator.

Sect F Class 13 PROPAGATION

Sect F Class 14 BREEDING

Sect F Class 15 SOIL SCIENCE

Sect F Class 16 CULTURAL PRACTICES

Sect F Class 17 MISCELLANEOUS

- Entries will be judged according to similar project criteria.

SECTION F

HORTICULTURE

GARDEN ENTRIES

This division offers an opportunity to display a garden item and gives participants an occasion to show the products of their gardening efforts.

- Exhibits that require it, must be grown by the exhibitors in their individual, family, school or community gardens, unless otherwise noted.
- Individual may display 5 entries in any one class, except where the number of entries is stated differently. Each exhibit must be of a distinctly different variety type.
- Exhibits and awards will be evaluated based on standards below.
- Exhibit must be labeled with correct common name and variety name (i.e., snap beans, Blue Lake; or petunia, Red Picotee). Otherwise, awards will be downgraded.
- For further information on preparing and exhibiting vegetables go to <http://www.hort.cornell.edu/gbl/pubs/index.html>
Scroll down to Vegetable Fare

-Excellent-clean; only very minor defects in general appearance; best market size and quality; true to varietal characteristics. For exhibits with more than one specimen: not more than 10 percent variation in sizes for fruits and vegetables and cut flowers; only slightly detectable variation, uniform in shape, color and degree of maturity.

-Good-clean; slight defects in general appearance; defective and unusable parts should not exceed 5 percent; good market size and quality. Exhibits with more than one specimen: not more than 25 percent variation in sizes for fruits and vegetables, and cut flowers; only slightly detectable variation in shape, color and degree of maturity.

-Worthy-fairly clean; some defects in general appearance; defective and unusable parts should not exceed 10 percent; fair market size and quality. Exhibits with more than one specimen—not more than 100 percent variation in sizes for fruits and vegetables and cut flowers; noticeable variation in shape, color or degree of maturity.

-No Award-dirty, serious damage apparent; defective and unusable parts exceed 10 percent; unsatisfactory market size or quality. Exhibits with more than one specimen —
more than 100 percent variation in sizes for fruits and vegetables; extreme differences in shape, color or degree of maturity.

SECTION F HORTICULTURE

Sect F Class 18 VEGETABLES–

UP TO 8 DIFFERENT ENTRIES MAY BE EXHIBITED IN THIS CLASS.

- Beans, lima, 5 green pods, edible beans
- Beans, snap, green, 5 pods
- Beans, snap, yellow, 5 pods
- Beans, snap, pole or vining type, 5 pods
- Beans, green shell, 5 pods, any variety including edible soy, Horticultural, Kentucky Wonder
- Beans, dry shelled, 1/2 cup in container, dry field bean variety including mung, adzuki, fava
- Beets, 3, tops trimmed to 1 inch, no green shoulders
- Broccoli, 1 head or bunch of small heads, 5 inches or more in diameter
- Brussels Sprouts, 1-pint basket
- Cabbage, 1 head, 2 to 4 pounds, with 3 to 4 wrapper leaves, any fresh market variety.
- Carrots, 3, tops trimmed to 1 inch, no green shoulders
- Cauliflower, 1 head, leaves cut just above head
- Celery, 1 plant, market quality, roots off
- Chard, 1 plant, roots and damaged leaves off
- Chinese Cabbage, 1 head
- Chinese Cabbage, loose leaf, roots off, 1 plant
- Corn, Sweet, 3 ears, husks removed completely, shank trimmed to 1/2 inch, display in transparent bag
- Cucumbers, 2 slicing types, 5 inches or longer, 2 inches or less in diameter
- Cucumbers, 3 pickling type, 3 to 5 inches
- Cucumbers, 3 pickling type, less than 3 inches
- Dill, bunch of 3 seed heads, tied or in transparent bag
- Eggplant, 1 large oval and oblong types such as Black Beauty, Black Magic, Black Enorma, Dusky
- Eggplant, 2 small, slender and round types such as Easter Egg, Ichiban, Long Tom, White Beauty
- Endive, 1 plant, roots off, good market size
- Garlic, 3 bulbs, dried, braided together or tops trimmed to 1 inch, cleaned, not peeled
- Herbs, any kind, plant in pot or tied bunch
- Herbs, dried show a minimum of 1 tablespoon. Exhibiting a larger amount is acceptable. Herbs must be appropriately prepared for use.
- Kale, 1 plant, roots off
- Kohlrabi, 2, tops and tap root trimmed to 2 inches
- Leek, 3 large, trimmed
- Lettuce, leaf, 1 plant, roots off, good market size
- Lettuce, head, 1 plant, roots off, good market size
- Muskmelon and honey dew melon, 1 good market quality

SECTION F HORTICULTURE

- Mustard, 1 plant, roots off
- Okra, 4, 1 1/2 to 3 inches long
- Onions, bulbs, 3 tops trimmed to 1/2 inch, well cured and dried, not peeled
- Onions, 4, green bunching type, tops on but trimmed evenly
- Parsley, 1 plant, roots off, good market size and quality
- Parsnips, 3 tops trimmed to 1 inch
- Peas, 5 pods
- Peppers, 2, large types such as Bell, Cubanelle, Italian Sweet
- Peppers, 3, small types such as Banana, Hungarian Wax, Cherry, Jalapeno
- Potatoes, 3 tubers, 5 to 10 ounces
- Potatoes, 1 pint basket, salt potato types, 3/4 to 1 1/4 inch diameter
- Pumpkin, 1, ripe, any variety
- Radishes, 4, tops trimmed to 1/2 inch
- Rhubarb, 4 stalks, tops trimmed
- Rutabaga, 1, tops trimmed off
- Shallot, 3, tops trimmed to 1/4 inch, dried, not peeled
- Spinach, common, 1/2 pound in transparent bag
- Spinach, New Zealand, 1/2 pound, bunch or tender tips 3 to 6 inches, tied or in transparent bag
- Squash, summer, 2, young, skin tender, such as zucchini, yellow, scallop
- Squash, winter, 1, any large types such as Hubbard, Delicious, Banana
- Squash, winter, 2, any small types such as Buttercup, Butternut, Spaghetti, Table
- Queen, Golden Nugget
- Squash, 1, soft and round stem, such as Big Max, Big Moon, Mammoth
- Sweet potatoes, 3 roots, any variety
- Tomatoes, 2, ripe, stems off, medium and large fruited varieties including Roma types
- Tomatoes, cherry ripe, 1/2 pint basket, stems off, also Presto and small fruited types
- Turnips, 2, tops trimmed to 1 inch
- Watermelon, 1 mature, market size
- A collection of 3 related types, such as 3 varieties of pepper, or 3 vegetables that appear in an ethnic cuisine
- Miniature Vegetables, 6 of one type, harvested at small or baby stage
- Ornamental Vegetables, 3, such as miniature pumpkins, gourds, decorative corn; ornamental kale (1 specimen)
- Heirloom Vegetables, any variety from the Heirloom Garden bulletin, exhibited in same manner as other vegetable classes
- Miscellaneous, any other vegetable not listed, display same number of specimens as similar crop listed

SECTION F HORTICULTURE

Sect F Class 19

VEGETABLE ART

- Vegetable character
- Sculpture
- Geometric design
- Neatness of assembly
- Number of Horticulture products used
- Imaginative use of plants and plant materials
- May purchase vegetables
- Overall appearance

Sect F Class 20

CUT FLOWERS—UP TO 8 DIFFERENT ENTRIES MAY BE EXHIBITED IN THIS CLASS

Consist of 3 stems with the same color blooms except as noted:

- Gladiolus -ONE spike with at least 12-inch stem & other large spikes
- Roses -ONE stem of the type entered.
- Dahlias -THREE blooms of one color, or ONE bloom if over 6 inches.
- Any bloom 6" or larger —show ONE specimen, such as a 6"+ sunflower or dinner plate dahlia.
- Stems should be eight inches long, except where type of flower makes this impossible.
- Flowers that do not last as cut flowers (daylilies, hollyhocks, impatiens, portulaca, etc.) may not be entered.
- Blooms of weeds, wild flowers and shrubs will not be evaluated. If you would like to show a weed (or wildflower) you should enter it as a "Methods" project (Class 31, Example: How to grow wild geranium for cut flower) or as an "Experiment" (Class 13, 14, 15 or 16) where you might evaluate a weed for use as a cut flower.
- You may provide your own disposable container.

You may find further information on preparing and exhibiting cut flowers at <http://counties.cce.cornell.edu/oneida/4h/cutflowersfairbook.pdf>

- Aster (annual)
- Bachelor Button
- Calla Lily 3 stems
- Calendula
- Chrysanthemum (any form)
- Cleome
- Cosmo

SECTION F HORTICULTURE

- Dahlia
- 6" blossom, 1 stem; less than 6" blossoms, 3 stems
- Flowering Tobacco
- Gladiolus
- Larkspur
- Marigold
- Delphinium
- Asiatic Lily (one stem)
- Nasturtium
- Ornamental Grass (foliage and fully developed seed head)
- Phlox-annual
- Rose
- Petunia
- Rudbeckia (Coneflowers, Black-eyed Susan)
- Snapdragon
- Statice (fresh, not dried)
- Stock
- Strawflower (fresh, not dried)
- Sunflowers
- Sweet Peas
- Zinnia
- Zinnia, large, over 4"
- Daisies
- Pansies
- Viola
- Carnation
- Miscellaneous, any other cut flower not listed, annual or perennial, display
- the same number of specimens as similar crop listed.

A collection of 6 (six) garden cut flowers, not used in other cut flower entries. One (1) specimen of each variety. Flowers named and variety listed. No wildflowers, weeds or shrubs.

Sect F Class 21

INDOOR GARDENING

- Please list plants and plant materials used.
- All items should follow recommended guides of balance, design, proportion and harmony.
- No artificial or plastic plant materials allowed.
- Ribbon and bows as part of the design are allowed.

SECTION F HORTICULTURE

- Entries must be grown in display container prior to June 1 of the current year
 - Dish garden
 - Terrarium or closed eco system –no endangered species allowed.

Sect F Class22

INDOOR GARDENING: HOUSE PLANTS

- Houseplants must be a single stem or crown in proportional container.
- No artificial or plastic plant materials allowed.
- Please list plant name.
- Entries must be grown in display container prior to June 1 of the current year
 - Potted house plant -flowering
 - Potted houseplant -foliage
 - Potted house plant -vine
 - Potted houseplant -hanging container. More than 1 plant accepted.
 - Miniature houseplant -2 1/4"-3" pot maximum. Example, miniature African Violet

Sect F Class 23

CONTAINER GARDENS

- No artificial or plastic plant materials allowed.
- Appropriate container and plant combinations.
- Please list plants included in container.
- Entries must be grown in display container prior to June 1 of the current year.
- Clubs may enter an exhibit
- For container gardens not applicable to Division 4, Class 30 (Horticultural Methods-Container Gardening).
 - Perennial annual, vegetable, ornamentals.
 - 4-H Geraniums!

Sect F Class 24

FRUITS AND NUTS

- All fruits and nuts must be cared for by exhibitors.
- Nuts grown in the previous year may be entered.
- For more information on culture, consult: "Strawberry Yields Forever" -a day neutral strawberry 4-H project, available at <http://www.gardening.cornell.edu/education/youth/activities/pdfs/strawberryyields.pdf>. Other publications at this website may be useful.
 - Apples, 3, ripe, any single variety

SECTION F HORTICULTURE

- Apricots, 3, ripe
- Blueberries, ½ pint
- Cherries, ½ pint basket, with stems, any single variety
- Elderberries, attached to cluster, 1 quart
- Grapes, 1 bunch
- Nectarines, 3, ripe
- Peaches, 3, ripe
- Pears, 3, ripe, with stems, any single variety
- Raspberries, 1/2 pint, any single variety
- Strawberries, 1 pint, caps on
- Other: minor fruits such as quince or persimmon, 3, ripe
- Miscellaneous -any fruit not listed, display same number of specimens as similar crop listed
- Nuts, all-ripe, dry, unshelled, ½ pint, any single variety
- A collection of 3 types, such as 3 different varieties of apples

Sect F Class 25

FLORAL DESIGN

- List plants and varieties.
- Dry or fresh flower corsage in transparent bag.
- Table arrangement of live or dry plant material -not over 12" in diameter and under 8" in height.
- Holiday decoration of live, dried or natural plant materials -no more than 18" in diameter or 24" long.
- Plaque of dried or pressed plant material; includes other craft projects made with real plant material (e.g. floral pictures). Plaques and pictures need to be signed.
- Large Arrangement of live or dried plant material –for arrangements over 12" in diameter and over 8" in height.
- List ID sources.
- Fall arrangements, gourd arrangements and photo stories may be entered in Class 27 Open.
- More information can be found at 4-H Leaflet H-7-3i Fresh & Dry Flower Arrangements <http://hdl.handle.net/1813/17533>

Sect F Class 26

MINIATURE ARRANGEMENT

- Arrangement of fresh or dried flowers
- Less than 6" in height and diameter –including container
- List plants used.

SECTION F HORTICULTURE

Sect F Class27

OPEN CLASS EXHIBITS

- Exhibits deemed worthwhile but fall outside the categories described above. The decision to bring such exhibits is left to the discretion of the Extension 4-H Educator.
- List plants used. Includes wild flowers.
- Exhibits will be judged according to similar project criteria.

HORTICULTURAL METHODS

This division gives young people a chance to an interesting, different approach to growing plants. This enhances gardening skills and encourages the participant to think creatively.

- Because of the difficulty of reproducing some of the horticultural methods for exhibiting purposes, a poster or poster series format may be used.
- Use heavy poster paper (14" x 22" minimum) as a background.
- Glue or tape photos and diagrams, along with sheets of white paper that include your description within these sections: 1) introduction, 2) growing method used, 3) what you learned or discovered.
- Instead of a poster, an exhibit of the method itself (such as a small hydroponics set-up) can be displayed.
- For ideas and information consult the State Fair Website-competitions-youth building.
- <http://blogs.cce.cornell.edu/ccebroome4h/files/2010/03/BCF-4-H-Youth-Building-Exhibit-Book-2012.pdf>

Sect F Class28-HYDROPONIC GARDENING

Sect F Class 29-SEASON EXTENDER METHODS

Sect F Class 30-PROPAGATION

Sect F Class 31-MISCELLANEOUS -ANY HORTICULTURAL METHODS NOT LISTED

- Entries will be judged according to similar project criteria

LANDSCAPE PICTURES AND PLANS

This division is a category in which youth can display what they have learned about the elements of design and how plants can be grouped effectively for ornamental or edible purposes. It also offers an opportunity to display their garden record keeping..

SECTION F HORTICULTURE

- All collections, pictures and plans will be enhanced by a clear, protective overlay.
- Markers, colored pencils or paints may be used to embellish the landscape plan.

Sect F Class 32-HOME GROUNDS LANDSCAPE PHOTOGRAPHIC ALBUM

- Must have at least six "before" and six "after" pictures of current year's work.

Sect F Class 33-PLAN OR MAP OF HOME GROUNDS

- Drawn to scale.
- Show things as they were at beginning of project.
- A second map, with suitable and necessary notes, showing changes and improvements made.
- In different colors, show changes and improvements yet to be made.
- Indicate direction north on plan.

See "Young People's Guide to Landscaping." At

<http://www.hort.cornell.edu/gbl/pubs/index.html>

Sect F Class 34-PLAN OR MAP OF APARTMENT DWELLING

- Drawn to scale, showing grounds as they are currently.
- A second map, showing proposed changes that would improve existing grounds.
- Where ground space is unavailable, a terrace or porch garden of containerized plants can be depicted.
- Indicate direction north on plan.

Sect F Class 35-PLAN OF ANNUAL AND/OR PERENNIAL FLOWER GARDEN

- Show varieties, name, placement, height and color.
- Use scale no smaller than 1 inch equals 4 feet.
- Indicate direction north on plan.

Sect F Class 36-PLAN OF HOME ORCHARD (tree fruit and/or berry crops)

- Show varieties, name, placement, height and time of fruiting.
- Use scale no smaller than 1 inch equals 4 feet.
- Exhibit should indicate current year's work. Current year's work will be judged.
- Indicate direction north on plan.

SECTION F HORTICULTURE

Sect F Class 37-PLAN OF HOME VEGETABLE GARDEN

- Show varieties, name, placement, height and approximate harvest times.
- Succession of plants may be indicated by a tracing paper overlay.
- Use scale no smaller than 1 inch equals 4 feet.
- Indicate direction north.

Sect F Class 38-PLAN OF COMMUNITY SERVICE BEAUTIFICATION PROJECT

Helpful information may be found at

http://www.cerp.cornell.edu/4h?search_results.asp?or=b&al=2&a=93&pg=4

Sect F Class 39-GARDEN RECORD BOOK

- List plants chosen and varieties
- List reason for selection
- Garden design sketch, including lay-out, dimensions, and spacing
- Indicate direction north
- Photos showing before and after are helpful.

Sect F Class 40-HORTICULTURE OPEN CLASS

- Class is an option for exhibits deemed by the County to be worthwhile but fall outside the categories described above. The decision to bring such exhibits is left to the discretion of the Extension 4-H educator.
- Entries will be judged according to similar project criteria.
- Horticulture posters that do not qualify for other Horticulture classes may be entered here.

FIELD CROPS

Sect F Class 41-FIELD CROPS

- Sample of hay must be well cured, not moist.
- Grasses, legumes and silage crops will be judged on the basis of their values as forage or silage.
 - Exhibits should be displayed in either tightly packed, clean baskets or slice of bale with approximately dimension 8 x 10 x 14, or as described.
 - Oats –1 peck
 - Wheat –1 peck
 - Any other small grains
 - Field corn –3 ears

SECTION F

HORTICULTURE

- Haylage –quart jar with mixture names on entry card
- Corn silage –quart jar with mixture names on entry card
- Alfalfa-Clover
- Birdsfoot trefoil
- Timothy
- Mixed hay –state mixture on entry card
- Feeds suitable for a 4-H animal project. Project must be specified, feed sampler attractively displayed on a board. Nutritional value and use of each sample must be described. Miscellaneous entries will be judged according to similar project criteria.

SECTION G

ENVIRONMENTAL EDUCATION

All exhibits in Section G must include, in addition to the completed green Entry Card, a project story (essay) on a separate sheet of paper, detailing: why you found your project interesting, its relevance to natural resources and/or environmental education, information and lessons you learned, and how the project might be used to help others learn about or appreciate the natural world.

- The length and detail of the essay should be appropriate for the exhibitor's age and level of familiarity with the project area. Critical, reflective thought is encouraged. Some projects directly relate to environmental education (e.g., they can be used to teach others about important environmental phenomena), other projects relate indirectly to environmental education by helping the exhibitor, through production of the exhibit, to learn for himself/herself a meaningful lesson about the environment. These lessons can then change the way the exhibitor views and interacts with the natural world. Whether through direct or indirect connection to environmental education, the exhibitor must explain in his/her essay how the project helped him/her to think and act differently to the natural world and/or communicate differently with others about the natural world.
- For example, if the exhibit is a bluebird box, the essay may include an explanation of: why you chose the project, what made it interesting, what about the box makes it a good home for bluebirds, observations/plans you have to learn about bluebird behavior, why should people use bluebird boxes, how this project relates to the environment or natural resources, and what you learned while doing the project. You might also include how the project will be used to help others learn about or appreciate bluebirds and the habitat in which they live. If the project story does not accompany the exhibit, the exhibit will not receive a maximum score.
- Exhibits showing processes, products, skill development, and relevance to environmental/natural resource issues are strongly encouraged. Overly simplistic or non-interpretive exhibits will receive less recognition.
- Exhibits will be evaluated on the basis of their content, quality of expression and presentation. Creativity is encouraged as is display of materials showing observational skills, e.g. journals or sketchbooks. Age, experience and standards listed in appropriate 4-H publications will be included in the judging criteria.

SECTION G ENVIRONMENTAL EDUCATION

- 4-H Publications mentioned below are available through Cornell Cooperative Extension in the Department of Natural Resources, phone: (607) 254-6556; e-mail: cce-nat-res@cornell.edu.

Sect G Class 1-ENVIRONMENTAL EDUCATION

- Nature Trails -e.g. Display of 4-H constructed nature trail or observation made along another nature trail.
- Geology -Simple collections must include the specimen's names, dates of collection, specific site(s) of collection (distance and direction to nearest town, county, state or province) and collector's name for 15 specimens. Inclusion of field journals is strongly encouraged and identification criteria must be completely and clearly defined. Exhibits showing evolutionary histories, adaptations of fossil organisms, vertical or horizontal studies of strata, or similar studies are encouraged.
- Field Identification Projects -Please note that wildflowers are evaluated in Section F -Horticulture, Fungi in Section H, -Plant Pathology, and Insects in Section I -Entomology. Collections of preserved specimens, photographs or sketches properly labeled and showing identification criteria may be displayed for any habitat in New York. Consult your local Department of Environmental Conservation for guidelines and permission in collecting specimens from the wild. Consult Field Guides Made Easy for additional activities and ideas.
- County-or self-initiated projects that relate to environmental education. Examples include but are not limited to: interpretation of aerial photographs; vegetation maps; plant adaptations; demonstrations of ecological principles; or computer models like GIS. Transfer of display ideas and concepts from other project areas is encouraged.

Sect G Class 2-FISHERIES AND AQUATIC RESOURCES.

- Exhibits may be displays or records of any Fisheries and Aquatic Resources related activity including but not limited to fishing techniques, aquatic sampling methods, aquatic insect ecology, habitat improvement or fisheries management and biology. Other fishing projects may be found in 4-H Publications.
- Water monitoring -project ideas may be found in Water Worlds, Water Wise, Pond & Stream Safari.

SECTION G ENVIRONMENTAL EDUCATION

- County or self-initiated projects related to fish or fishing, including mariculture, aquaculture, commercial fisheries, sport fisheries or related
- equipment, skills or observations.

Sect G Class 3-FORESTRY

- Displays and presentations may be based upon, but are not limited to, the following projects: Know Your Trees, Timber Management for Small Woodlands (IB 180); Wildlife and Timber from Private Lands: A Landowners Guide to Planning (IB 193); Woods of New York, Trees: Dead or Alive, Know Your Tree Diseases, Maple Syrup Production for the Beginner; and other forestry exhibits based upon national, regional, county or self-initiated projects.

Sect G Class 4-RESOURCE-BASED RECREATION

- Shooting Sports –any exhibit or record based upon content of the NYS Shooting Sports Programs or any of the New York State DEC certification programs.
- Other Outdoor Recreation -Exhibits based upon related outdoor recreation activities, e.g. orienteering, cross-country skiing, snowshoeing, wilderness camping, or outdoor cookery.

Sect G Class 5-WILDLIFE

- Bird Study –Consult Bluebirds of New York, Birds of Prey, Introduction to Bird Study, or any other bird materials for exhibit ideas. Bluebird houses will be judged using the criteria from Bluebirds of New York. Please note, if a birdhouse is completed as a Wood Science project, it should be entered in Section J Science, Technology & Engineering.
- Habitat Improvement -Consult Wildlife Habitat Enhancement, Enhancement of Wildlife on Private Land, Managing Small Woodlots for Wildlife for exhibit ideas.
- Trapping Furbearers -Exhibits based upon the NYS DEC Trapper Training Program are acceptable, as are displays of equipment, pelt preparation, and discussions of the role of trapping in wildlife management.
- Other Wildlife Projects -Exhibits based upon New York's wildlife resources, Environmental Awareness: Wildlife, Managing Small Woodlots for Wildlife; Wildlife Discovery, New York's Wildlife Resources (fact sheets), and Wildlife in Today's Landscapes. County

SECTION G

ENVIRONMENTAL EDUCATION

projects or self-initiated projects are acceptable. A good source of potential project is the 4-H Forestry and Wildlife Invitational.

Sect G Class 6-REUSE AND RECYCLING

- Exhibits based on recycling or composting projects in the home or community.
- Clothing, crafts and other items created using post-consumer waste materials. It is particularly important that detailed essays accompany exhibits in this class. The essays should explain why particular materials were chosen and how the exhibit relates to environmental education. Many materials can be reused; why is this exhibit particularly useful (e.g., in terms of serving a functional purpose) or beneficial (e.g., making use of resources that would otherwise harm the environment)? The exhibitor must reflect, in his/her essay, on how the project has led his/her thinking about use of natural resources to evolve and/or how the project can be used to help others understand the importance of re-purposing post-consumer materials. Creativity is highly encouraged in this class. Consult Composting: Wastes to Resources; Wastewise; Woodsy's Resource Goldmine, Recycling in Your School Makes Good Sense; or Recycling: Mining Resources From Trash, or Composting in the Classroom for exhibit ideas.

Sect G Class 7-OPEN CLASS

- This class is an option for exhibits deemed by the County Youth Educator to be worthwhile but which fall outside the categories described above. The decision to bring such exhibits is left to the discretion of the Extension 4-H educator. This class is also expected to follow the project essay requirement listed at the beginning of this section.

Please remember in addition to the completed green Entry Card, all exhibits are required to include a project essay/narrative on a separate piece of paper (see all exhibits in Section G are required above).

SECTION H PLANT PATHOLOGY

4-H Publications that appear in italics are distributed through Cornell Media Services, unless noted otherwise.

GENERAL PLANT PATHOLOGY

Sect H Class 1-LEAFSPOT COLLECTION BOOKLETS OR PLANT PATHOLOGY EXHIBITS

- As described in Know Your Plant's Disease, and Know Your Tree Diseases, leaf disease notebooks or diseased plant specimens in Riker mounts may be exhibited.

VEGETABLE INSECT AND DISEASE CONTROL EXHIBITS

Sect H Class 2-INSECT AND DISEASE MANAGEMENT ON VEGETABLES PROJECTS

- Must exhibit a 4-H member's experience in and knowledge of this subject matter. Exhibits derived from these projects should include one of the following:
 - a) A display of preserved plant specimens, either pressed, dried or otherwise preserved in as life-like form as possible, exhibiting symptoms of insect injury or plant disease. Where possible, the insect which caused injury should be properly mounted and included in the display. All specimens should be labeled as follows: vegetable name; insect or plant disease name; date specimen collected; collector's name and county.

At least fifteen plant specimens should be included, depicting different insect or disease problems. Evaluation will be primarily weighted toward originality of display.

b) A poster display showing the layout of your garden and indicating specific steps taken to manage pests within the past year or two. A record book may be presented indicating dates on which problems were observed, treatments were utilized and observations were made as to the effectiveness of these treatments. This poster should attempt to teach those who examine it the principles of pest management. Photographs, drawings and other visual aids may be used. Evaluation will be based on the member's understanding of the subject and effectiveness of the poster as a teaching aid.

SECTION H PLANT PATHOLOGY

Sect H Class 3-MUSHROOM COLLECTOR'S JOURNAL

- This category combines elements of the two preceding projects. Although preservation of dried fungal specimens in the manner described in Fun With Fungi is encouraged, this project does not require that the fungi be submitted as a collection of dried specimens. However, preservation of your fungi strongly encouraged for future reference or for possible submission to the Cornell Herbarium.

This project should include detailed notes about each fungal specimen, photos, and sports prints. Six fungal specimens from different genera are required. Instructions and forms for this category may be found online at: <http://plantclinic.cornell.edu/mushroomjournal.html>.

Sect H Class 4-PLANT PATHOLOGY OPEN CLASS

- Class is an option for exhibits deemed to be worthwhile but fall outside the categories described above. The decision to bring such exhibits is left to the discretion of the Extension 4-H educator.

SECTION I ENTOMOLOGY

Insect specimens must be properly mounted and displayed and have complete collection data. Suggested display case described in 4-H Entomology Project Guide (available through your Extension 4-H Educator) or museum size insect drawers or polystyrene insect cases covered with clear plastic sheets. Exhibits incorrectly prepared will not be evaluated.

GENERAL INSECT COLLECTIONS

CRITERIA FOR EVALUATION

(1st, 2nd, 3rd yr. general collections)

- 1) Order (15 pts.)
 - a) Minimum Requirement(13 pts.)
 - b) Extra -one point for each two orders above required number (Max of 2 pts.)
- 2) Specimens (15 pts.)
 - a) Minimum Requirement (13 pts.)
 - b) Extra -one point for 5 specimens above required number (Max of 2 pts.)
- 3) Identification (20 pts.)
 - a) Minimum Requirement (15 pts.)
(20 points for 1st year collections -no extra points for keying beyond order)
 - b) Extra -one point for each specimen identified further than required (Max of 5 pts.)
- 4) Mounting and Labeling (45 pts.)
 - a) Pinning (10 pts.)
 - (1) Location of pin through insect
 - (2) Height of insects on pin
 - (3) Angle of insects to pin
 - b)
 - (1) Readability 5
 - (2) Visibility (Height on pin, etc.) 5
 - (3) Proper data on labels 15
 - c) Spreading & Pointing (10 pts.)
 - (1) Spreading (10 pts. for 1st year collection -no pointing required) (5pts)
 - (2) Pointing (using points or minuten pins) (5 pts.)
- 5) Arrangement, Neatness & Conditions of Insects (5 pts.)
- 6) Evaluator Bonus 5-Bonus points will be given for collection where performance beyond above requirements has been shown.

TOTAL POINTS 100

TOTAL POINTS POSSIBLE 105

*All specimens identified to genus or species should be accompanied by name of source used in identification. This should be placed on the identification label, on a separate label, or on a small card placed inside the

SECTION I ENTOMOLOGY

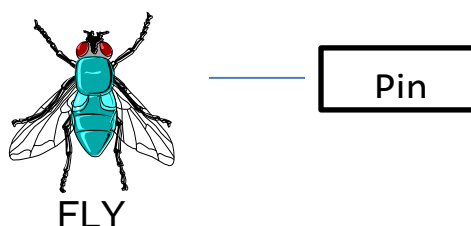
collection box. No 4-H project records or loose papers (outside box) should accompany Group A collections.

Sect I Class 1-FIRST YEAR PROJECT EXHIBITS

- Must include a minimum of 20 specimens representing 5 insect orders.
- Classification need not be taken further than order names.
- Insects should be pinned properly and the wings of all butterflies and moths must be spread.

Sect I Class 2-SECOND YEAR PROJECT EXHIBITS

- Must include a minimum of 40 specimens representing 9 insect orders.
- Twenty specimens must have been collected during the current year.
- Twenty specimens must also be identified to common name with the name written on a label and pinned separately near the specimen (easily visible, to aid in judging) as shown in the sketch below:



- Addition of scientific names is optional in this class.
- Insects should be pinned properly and the wings of all butterflies and moths must be spread and at least one small insect must be mounted on a point or minuten pin.

Sect I Class 3-THIRD YEAR PROJECT EXHIBITS

- Must include a minimum of 60 specimens representing 12 orders.
- Thirty specimens must have been collected during the current year.
- Thirty specimens must be identified to common name.
- At least 5 specimens (representing at least five families) must be identified to family.
- Scientific names (genus and species) should be included wherever possible, although insects from some orders will be difficult to identify to this level; common names should be placed on a separate label pinned near the specimen as in Class No. 2.

SECTION I ENTOMOLOGY

- Insects should be pinned properly and the wings of all butterflies and moths must be spread and at least two small insects must be mounted on points or minuten pins.

Sect I Class 4-FOURTH YEAR (AND BEYOND) PROJECT EXHIBITS

- Must consist of general collections.
- Must include 80 specimens representing at least 12 orders.
- Forty specimens must have been collected during the current year.
- Forty specimens must be identified to common name.
- At least 10 specimens (representing at least 10 families) must be identified to their family. Scientific names should be included wherever possible. Common names should be placed on a separate label, pinned near the specimen as in Class No. 2.
- Proper mounting (pinned properly, wings of Lepidoptera spread, two small insects on points or minutens) will be strongly emphasized.

Sect I Class 5-ADVANCED INSECT COLLECTIONS CRITERIA FOR EVALUATION

| | | |
|-------|---|-----------|
| 1. | Proper labeling of specimens - | 40 |
| 2. | Correct identification of both insects and plant material where applicable | 25 |
| 3. | Educational value | 15 |
| 4. | Proper preparation of specimens (pinning, setting of wings, pointing, etc.) | 10 |
| 5. | Originality of project and exhibit method, arrangement, etc. | <u>10</u> |
| TOTAL | | 100 |

- For advanced collections Riker mounts may also be used.
- Complete collection data should accompany all exhibits (where collected, date, and by whom?); can be placed on back of exhibit as long as the evaluator can tell which label goes with each specimen. If you exchange specimens, label as completely as possible, giving location (country, state or province, nearest town), date collected; name of collector; plus any ecological information available such as plant or insect host, habitat, etc.
- Membership in the Young Entomologists' Society (Y.E.S.) will enable young people to exchange specimens from all over the world.
- Imagination and individuality are encouraged.

SECTION I ENTOMOLOGY

- The rules for mounting, as set up for general collections, do not have to be followed, if, by doing so, the advanced collection can be enhanced. The scientific aspects and educational value, appearance, quality and arrangement will be evaluated.
- The Exhibitor Information Statement should contain educational value to you (what you learned) as well as what you see the educational value to others to be.

Sect I Class 6-SINGLE COLLECTIONS prepared by the combined efforts of a club.

- May be any kind of insect collection or may represent a group activity that can be presented as an exhibit.
- Regional insect collections prepared for eventual donation to a museum may be entered in this class if prepared by more than one person; otherwise these should be entered under Class No. 4.
- Evaluation will be based on number of members and completeness of exhibit.

Sect I Class 7-LIVING INSECT EXHIBIT

- Exhibits must convey an educational message to the public and/or the educational opportunities in 4-H work in the field of Entomology.
- Exhibits are to be arranged by the county 4-H staff and members, and completed by the opening day of the county's time period. Those contemplating Class 8 entries must get approval from the 4-H Superintendent.
- Live educational exhibits are encouraged. Possible exhibits including living adult butterflies, butterfly chrysalides from which the adults are emerging, caterpillars, ant farms and aquatic insects in water tanks. Showing of a living exhibit requires that the exhibitor be on hand to care for the needs of his or her "livestock" daily.
- Exhibits will be evaluated on: educational value; appearance; quality and arrangement.
- Those planning to prepare exhibits should first make arrangements with the Superintendent.

Sect I Class 8-ENTOLOMOLOGY OPEN CLASS

- Class is an option for exhibits deemed to be worthwhile but fall outside the categories described above. The decision to bring such exhibits is left to the discretion of the Extension 4-H educator.

SECTION I ENTOMOLOGY

Sect I Class 9-HONEY BEE/APICULTURE EXHIBITS

- Honey –1 pound container
- Bee/Honey products made from Beeswax –Examples: candles (at least 2), lip wax
- Display/Poster –Individual or Group –a series of posters/photos or three dimensional exhibit representing any aspect of Beekeeping. Examples: equipment, disease, bee colony management.
- Project Record Book for 4-H Beekeeping Project.
- See Group E for live exhibits. Exhibitor will be responsible for care and supervision of any live exhibit.

SECTION JA Thru JF SCIENCE, TECHNOLOGY, ENGINEERING & MATHEMATICS

- Articles in this section must be made and selected according to standards from project curriculum, State 4-H Club Management and Volunteer Leader Handbook plus CCE Risk Management Guidelines.
- Articles in this section must have been made and selected during the current project year.
- If power tools are used by youth in making projects, youth must be 12 years or older.
- Up to two articles per class per member may be entered (Sections JA, JB and JC Classes 1 and 2).
- For construction project, with manufactured components see Section JC
- Birdhouses entered in wood science classes will be evaluated under wood science standards. Superintendent may move birdhouses to the wildlife class under Environmental Educational Section, if appropriate.

SECTION JA - WOOD SCIENCE

Sect JA Class 1-Hand Tool Division: Articles made in a wood science project that was cut out, assembled and finished with hand tools only.

Sect JA Class 2-Power Tool Division: Article made in a Wood Science Project that has been partially or totally completed with power tools.

Sect JA Class 3-Kit Division: Article made in a Wood Science Project that is made from materials precut by an outside resource (i.e., 4-H office, commercial supplier or woodworking leader) but is assembled and finished by the exhibitor. Judges will place emphasis on the quality of workmanship performed by exhibitor. No commercial names on exhibit.

Sect JA Class 4-Reclaimed Lumber: Must state origin of lumber/wood used. Project will be evaluated according to wood working standards.

Sect JA Class 5-Recycled Wood Projects: made from pre-existing items made into a new useable form (ex: a bed headboard into a bench). Project will be evaluated according to woodworking standards.

Sect JA Class 6-Wood Science/Shop work Open: Article made in Wood Science/Shop work Project that does not fit in above categories. Judges will place emphasis on quality of workmanship by exhibitor and the intended use of the project. Exhibits to be entered in this division will be at the discretion of the Extension 4-H Educator.

SECTION JA Thru JF SCIENCE, TECHNOLOGY, ENGINEERING & MATHEMATICS

SECTION JB - ELECTRICAL SCIENCE

Sect JB Class 1.- Electric Division:

- Article made in an Electric Project, such as a trouble lamp, test lamp, portable bench light, extension cords, pin-up or study lamp, or the rewiring of an old lamp is acceptable.
- Tension restraint device must be in place. Where appropriate Underwriters Knot should be used, especially in lamp sockets.
- Due to safety code compliance, molded polarized and/or prefabricated cords with polarized plugs; where applicable are allowed.
- Lamps without bulbs or shades will not be considered complete and will be evaluated accordingly.
- Projects involving both woodworking and electrical tasks will be evaluated on the merits of both.

Sect JB Class 2- Electronics Division:

- Article made in an Electric Project utilizing principles and construction procedures relating to electronics is acceptable.
- Projects will be evaluated on the basis of soldering and connection techniques, neatness of assembly and other assembly procedures for electronic projects.
- Projects must be hand wired.
- Project must be operable (i.e. contain all necessary batteries).
- In addition to the Entry Card include a short explanation of why or how the exhibit works and what use it has.

SECTION JC - ENGINEERING ROCKET PROGRAM

Sect JC Class 1-JUNIOR DIVISION

- Any rocket made in a Rocket Program either from a kit or non-kit materials and totally assembled and finished by a youth 13 years of age or younger.
- Evaluators will place emphasis on proper kit assembly and finishing.

Sect JC Class 2-SENIOR DIVISION

- Any rocket made from non-kit materials and totally constructed and finished by a youth 14 years and older.
- Emphasis placed on proper construction techniques and finished project.

SECTION JA Thru JF SCIENCE, TECHNOLOGY, ENGINEERING & MATHEMATICS

CONSTRUCTION PROJECTS WITH MANUFACTURED COMPONENTS

General Information: Youth entering projects in the following classes use manufactured construction pieces to complete projects. Examples are Lego*, K'nex*, Brio* and Mechano*, but projects are not limited to these examples. Projects can incorporate design, following instructions, three dimensional thinking, design modifications, problem solving, creativity, architecture, structural design, principles of mechanics and use of color in the planning and design process. These skills relate to the professions of engineering, science, construction, architecture and art.

Evaluation will be based on completion, complexity, presentation and explanation of design, understanding of principles and visual presentations. Must include following:

- Number of pieces: Youth must know the approximate number of pieces used in assembly. For kits, this number is on the box. It is understood that after a long creative process, it may be difficult to know exact number of small pieces; the youth must provide an estimate rounded to 25.
- Diagrams: diagrams are required. A diagram could be a photograph printed on printer paper, a scale drawing on graph paper, a photocopy of an instruction sheet or a variable scale rough drawing. Relevant labels and explanations must be added. The diagram must include: 1. Name of youth; 2. the title of the project; 3. The exact or approximate number of pieces and a self-judgment of complexity level (a. easy, less than one hour to assemble; b. Medium, 1 –3 hours construction time; or c. Complex, more than 3 hours of construction time). Juniors may use a photocopy of kit provided drawings for the basis of their diagrams, but brand logo **MUST** be covered and not visible. The diagram can be displayed in a plastic stand, mounted on poster board or attached in a folder. Art value, ability of written work to attract, use of color and use of font add to design presentation.
- Protection: Youth may prepare a display box for the project. There is no evaluation or points for this box; it is merely protection. A simple box could be a cardboard box with two sides removed and replaced with clear plastic.

SECTION JA Thru JF SCIENCE, TECHNOLOGY, ENGINEERING & MATHEMATICS

Sect JC Class 3-Kit: This category is restricted to juniors (ages 8 –13). Juniors are limited to two projects in this class. If two projects are entered, they must differ significantly (for example –a creature, a building or a vehicle). Youth must enter a completed kit. Original story must describe design process and describing play with the model. Judging criteria includes: completion, complexity (number of pieces), diagram (of the completed model and key elements labeled), explanation/story (explanation of the design process, difficulties and interesting elements; describe plan value, imaginative play, what steps could be taken to improve model) and overall presentation.

Sect JC Class 4-Original Model: Youth are limited to two projects in this class, projects must differ significantly. The project can be a scene, diorama, model, building, vehicle, plants or creature. Judging criteria includes: completion, design (number of pieces, moving parts –gear systems, axle systems (wheels), hidden entrances, pulleys, joints, projectiles and hinged components; unity of design –originality, use of color, symmetry of creativity, fully developed concept diagrams – comprehensive and detailed: an overall diagram of the completed model with key elements labeled, of moving part(s) or independent component; explanation/story/written report –of design process, difficulties encountered and their solutions, description of play value, future expansion of project and overall presentation.

Sect JC Class 5-Model Demonstrating a Mechanical Science Concept: Projects must be original, no kits and can include level arms, gears, pulleys, friction, belts, airfoils (flight, wind), catapults and load bearing bridges and beams. Science concepts can include energy transfer, stress analysis, Newton's laws, gravity, etc. Entries in this class must include a working model, an equation describing a principle of science, a labeled diagram of the project and written explanation of the science involved. Evaluation will also include presentation and visual impact of the project. Youth may conduct experiments with model and provide results in written report. Judging criteria includes: working model that demonstrates a principle of mechanical science, must move or work as necessary; scientific equation that relates the principle, including clear definition of each term with equation displayed; labeled diagram provided that labels major parts of the model and also notes how parts or movement relates to equation; written report (no more than two pages) which explains the principle and

SECTION JA Thru JF SCIENCE, TECHNOLOGY, ENGINEERING & MATHEMATICS

how model illustrates the principle (may include additional page of experimental results using the model); written explanation that explains design and construction of the model, including any difficulties and how they were overcome, description of the principle of mechanical science that is demonstrated, clear understanding of scientific principles and explanation of how the model illustrates principle; and overall visual impact of project as prepared for display, including attractiveness of display.

Sect JC Class 6-Transportation Design: applies transportation pieces such as Brio* in which youth design a transportation system (road, railroad). Drawings are to be hand drawn. Judging criteria: presentation labeled with name of exhibitor and title of project to include schematic of system drawn to scale, roads, railroads and bridges clearly labeled or identified in the legend, seniors to use 11 x 17 drawing paper, must have fully developed concept, clear details, completeness of system (no dead ends) and show creativity; legend that explains the meaning of symbols such as roads, railroad, bridge, water, vegetation, buildings; written explanation that explains the design and the purpose of the system, problems encountered and their solution and directions project could take in the future; and overall presentation, visual impact as prepared for display and attractiveness.

3D PRINTING

General Information: 3D printing uses plastic or other materials to build a 3 dimensional object from a digital design. You may use original designs or someone else's they have re-designed in a unique way. Youth must bring their finished object (we cannot print objects at the Fair). Exhibits will be judged based on the complexity of the design and shape. Must include the following:

- Software used to create 3D design.
- Design or, if using a redesign, the original design and the youth's design with changes.
- Orientation that the object was printed.

Sect JC Class 7-3D Prototypes-3D objects printed as part of the design process for robot or other engineering project. Must include statement of

SECTION JA Thru JF SCIENCE, TECHNOLOGY, ENGINEERING & MATHEMATICS

what design question the prototype was supposed to answer and what was learned from the prototype.

Sect JC Class 8-3D Unique Objects-3D objects printed for their own sake. May be an art design, tool, or other object.

ENGINEERING EDUCATIONAL DISPLAYS

Sect JC Class 9-Displays: May be series of posters and a 3-dimensional exhibit related to an engineering science project.

- Display should be self-explanatory through use of signs or labels and limited to approximately card table size.
- Topics may include such things as engine parts or bicycle parts display boards, electric circuit boards, and electric quiz games, safety rules for bicycling or working in a wood shop or with electricity.
- Entry will be evaluated on the purpose or principle idea, effectiveness in illustrating one idea, appearance, arrangement and description of the display.

RELATED ENGINEERING PROJECT

Sect JC Class 10

Any article made as a part of a directly related Engineering Science project, such as metalworking, cardboard carpentry, and safety items and not included in other classes. Kits not acceptable for senior division (14-years and older).

SECTION JD - GEOSPATIAL SCIENCE

Exhibits that show skills and knowledge learned through 4-H GPS and GIS projects

GIS maps: Maps made using ESRI (Environmental Systems Research Institute, Inc.) Arc GIS software or other mapping software. Criteria and Guidelines for Community Mapping Projects can be found on NYS 4-H web page. GIS map exhibits may be selected for a Display competition sponsored by NIFA and National Geographic Society.

Sect JD Class 1-GIS or GPS Project or activity: Undertaken by individual or group. Exhibit may be in the form of a project record book, photo

SECTION JA Thru JF SCIENCE, TECHNOLOGY, ENGINEERING & MATHEMATICS

documentation, video, CD, DVD, etc. Exhibit must include project report documenting statement of purpose and outcome of project activity.

Sect JD Class 2-Story or Outline of a 4-H GIS or GPS Project Including photos, purpose of activity and summary or results.

Sect JD Class 3-Community Service/Youth Community Action Mapping Project: A mapping or GPS project built around a specific community issue or project.

Sect JD Class 4-Educational Poster Exhibit displaying 4-H GPS or GIS activities.

Sect JD Class 5-Public Presentation on 4-H and Geospatial Science

SECTION JE-RENEWABLE & SUSTAINABLE ENERGY AND CLIMATE CHANGE

Educational exhibits/display(s) describing your 4-H project work done in the areas of: Renewable Energy (solar, wind, geothermal, bio fuels, hydro-electric) Energy Conservation (home, community or school) Tracking (or studying) Climate Change; Activities/Studies related to managing "Carbon Footprints" in the environment . Exhibits may consist of stationary or working models, posters, photo story/display or electronic media. Electronic media must be submitted on a storage device like a CD or flash drive. Information must be included on media to indicate method of viewing the entry. A short description of what was undertaken in the project, your experience and what you learned through the project must be included. This can be included in the entry itself or on the exhibitor's information card. Note: some energy exhibits may also fit in other classes. Please select only one class to enter your exhibit.

Sect JE Class 1-Renewable and Sustainable Energy

Sect JE Class 2-Climate Change

SECTION JF-SCIENCE EXPERIMENTS & EXHIBITS

Individuals and groups are encouraged to enter exhibits/displays emphasizing what they have learned and experienced in learning about science concepts in areas of agriculture, human ecology, life or physical sciences. Any type or combination of science projects along with creativity is encouraged.

SECTION JA Thru JF SCIENCE, TECHNOLOGY, ENGINEERING & MATHEMATICS

Sect JF Class 1-Experiments:

- Describe your hypothesis (what you think will happen).
- Describe the procedures you performed.
- Describe the observations you made and what conclusions you drew from your experiment.
- Include photos or drawings and samples (if possible) from your experiment.

Use heavy poster board for display. Include experiment description within these sections: 1) introduction; 2) hypothesis; 3) methods, 4) results; and 5) your conclusion

Sect JF Class 2-Public Service Projects:

- Exhibits can be of any public service or public education activity you took part in that had a scientific component to it.
- Examples may include watershed rehabilitation, recycling programs and educational models.
- Project exhibit posters/display must be clearly labeled with a written statement of what the project is, how it relates to science, and why you are interested in the project.

Sect JF Class 3-Descriptive Science:

- Science projects which are not experiments and are not applied service projects, but do consist of systematic observations and tell us about the natural world.
- Exhibit could show summaries of what you observed (how the local bird population changes with the seasons, where flies like to breed in a barn, how many bites of food different animals eat per minute, etc.)
- Could present collections and classifications of materials which display physical or biological articles.

Sect JF Class 4-App Development

- Exhibit an original mobile app. Describe the purpose of the app and what inspired you to create it on the entry card.

Sect JF Class 5-Citizen Science:

- Is the engagement of public participants in real-world scientific collaborations-asking questions, collecting data, and/or interpreting results?

SECTION JA Thru JF

SCIENCE, TECHNOLOGY, ENGINEERING & MATHEMATICS

- A display or record of participation in a Citizen Science project, could be part of a local, regional, national or international project, but need to include some kind of connection to scientists, researchers, or policy makers and contribute to scientific knowledge that will be put to some type of use (by researcher, policy makers, etc.) Examples include: Wasp Watchers, Project Bird Feeder, eBird, Lost Ladybug, Adopt a Pixel, Nature's Notebook, or a local project.

DEPARTMENT 11 – JUNIOR DEPT: 4-H, FFA and FCCLA Exhibits

Director in Charge: Lois Goblet

Superintendent: Catherine Roberts – 518-234-4303 Ext 113

SECTION 16 – ALL CONTESTS

- Contests open to any enrolled 4-H, FCCLA or FFA member.
- Each exhibitor may have only one entry in any class (unless a special exception is listed for a class).
- Contests may be cancelled if there is not a minimum of 5 entries.

Contest Classes

1. Dairy Cattle Judging: will be held **Tuesday, August 8, 10 a.m.** in the Show Barn
2. All Animal Costume Parade: will take place on **Saturday, August 12 at 1 p.m.** in the Show Barn
3. Livestock Judging: will be held **Saturday, August 12, 9 a.m.** in the Pole Barn.
4. Rabbit Knowledge Contest: **Wednesday, August 9, 6pm** in the Pole Barn.
5. Dairy Challenge: will be held: **Saturday, August 12, 6pm** in the Show Barn.

DEPARTMENT 11 – JUNIOR DEPT: 4-H, FFA and FCCLA Exhibits

Director in Charge: Lois Goblet

Superintendent: Catherine Roberts – 518-234-4303 Ext 113

SECTION 19 – DOGS

The Dog Show will take place on Saturday, August 13 at 9 am in the Show Barn. Dogs will be allowed entrance to the Fairgrounds starting at 8 a.m.

- Dogs are not permitted in any of the commercial or midway areas of the Fair. Dogs may be walked between the Livestock Barns and the backtrack area near the horse stalls.
- Dogs may not be tied or left unattended inside a car or truck. Dogs may be kept in a crate or camper prior to the show.
- Dogs must be vaccinated against rabies and proof of vaccination must be available prior to the show. It is recommended that dogs also have current vaccinations against distemper, hepatitis, leptospirosis, and parvovirus.
- Females who are in heat are not allowed to be exhibited and should not be brought to the Fair.
- All dogs must be at least six months of age.
- Classes and scoring will follow the NYS 4-H Dog Show rules, unless otherwise indicated. Generally classes will follow AKC rules and scoring.
- Exhibitors (youth/dog team) who have been awarded a blue ribbon in the previous year's Fair MUST advance to the next level.
- Appropriate Dress: Clothing must be neat, clean and properly fitting with no rips or tears. No cut-off shorts, midrift, spaghetti straps or tank tops. Shoes must be closed toed. No sandals or flip flops will be permitted.
- No bait or food is allowed in the ring.
- Exhibitors may only enter one class.
- A champion ribbon and premium will be given to the highest scoring dog in each obedience class, provided that a qualifying score is obtained.

Obedience Classes

1. Cloverbud class is for exhibition only for youth ages 5 to 8. Ribbon only. Each cloverbud must be supervised by an adult while in the ring.
2. Beginner Novice A: For 4-H'ers who have not previously trained a dog. The dogs in this class must not have graduated beyond the Beginner Novice Level. All exercises (Heel on Leash, Figure 8; Sit for Exam; Sit Stay (30 sec. – 1 min.), Recall) will be performed with the dog on lead.
3. Beginner Novice B: For 4-H'ers who have previously trained a dog. The dogs in this class must not have graduated beyond the Beginner Novice level. All exercises (Heel on Leash, Figure 8; Sit for Exam; Sit Stay (30 sec. – 1 min.), Recall) will be performed with the dog on lead.
4. Beginner Novice C – For 4-H'ers who have previously trained a dog in Beginner or more advanced levels of obedience. Dogs must not have graduated beyond the beginner Novice level. Exercises and maximum

possible points are the same as in the Beginner Novice A.

5. Graduate Beginner Novice A: For 4-H'ers who have not previously trained a dog beyond the Graduate Beginner level. Dogs must not have graduated beyond the Graduate Beginner Novice level. Exercises and maximum possible points are the same as in the Beginner Novice A & B classes EXCEPT that the Stand for Examination, Recall, Long Sit and Long Down exercises are done with the dog OFF LEASH.
6. Graduate Beginner Novice B: For 4-H'ers who have previously trained a dog in graduate beginner or more advanced levels of obedience. Dogs must not have graduated beyond the Graduate Beginner Novice level. Exercises and maximum possible points are the same as in Graduate Beginner Novice A.
7. Novice A: For 4-H'ers and dogs who have completed a Novice course of instruction but have not graduated beyond this level. Dogs must not have completed their AKC Companion Dog (CD) title (or the equivalent – UKC U-CD, All-American CD, Club CD, CKC CD, etc) unless the CD was earned within 60 days of the show. Other than the Heel On Leash and Figure 8, all exercises will be performed with the dog off lead (Stand for Examination; Heel Off Leash; Recall; Long Sit, 1 minute; Long Down, 3 minutes).
8. Novice B: Exercises will be the same as Novice A. Exhibitors can participate in this class more than once. Open to any handler and dog at the Novice Level but not ready for Advanced Novice.
9. Grooming and Handling
10. Tricks and demonstrations: Youth must have completed a basic dog obedience class. Demonstrations may include agility, herding, Frisbee, freestyle or other special dog activities that are not included in classes 1-7.
11. Rally Obedience: American Kennel Club rules will be used. Youth/Dog teams navigate through a series of commands on signs. Dogs must be on leash. Collars must be buckle or snap. Youth/Dogs should have completed 4-H Dog Obedience Class or attended 4-H Rally-O clinic.



DEPARTMENT 11 – JUNIOR DEPT: 4-H, FFA and FCCLA Exhibits

Director in Charge: Lois Goblet

Superintendent: Catherine Roberts – 518-234-4303 Ext 113

SECTION 141 – EGG EXHIBITS

- Exhibitors should drop off egg exhibits on **Sunday, August 6th** between 1 and 4 p.m. in Progressland.
- Eggs will be judged by **Tuesday, August 8**, and will be displayed with 4-H exhibits in Progressland.
- Eggs will be judged according to USDA Grade A standards. Eggs should be free of dirt and stains, have a typical egg shape with a shell thick enough to withstand a reasonable amount of handling. No cracks or weak areas. Eggs should be grouped in cartons according to size and color. Each exhibit will be judged by exterior quality including uniformity of size and color as well as interior quality.

Classes:

1. ½ dozen jumbo white eggs (30 oz. per dozen)
2. ½ dozen large white eggs (24-27 oz per dozen)
3. ½ dozen medium white eggs (21-24 oz per dozen)
4. ½ dozen jumbo brown eggs (30 oz per dozen)
5. ½ dozen large brown eggs (24-27 oz per dozen)
6. ½ dozen medium brown eggs (21-24 oz per dozen)
7. ½ dozen bantam eggs
8. ½ dozen poultry eggs, any type other than above

COBLESKILL AGRICULTURAL SOCIETY
PO Box 249, Cobleskill, NY 12043
518-234-2123 www.sunshinefair.org

NON-LIVESTOCK ENTRY FORM FOR DEPARTMENT 11 – Junior Department: 4-H, FFA & FCCLA Exhibits
Department 11 Sections CB to JF, 16 (All Contests), 19 (Dog Show), & 141 (Eggs)

Exhibitor's Name (PLEASE PRINT) _____

Age of Exhibitor (if under 18) _____ County of Residence _____

Mailing Address _____

Phone _____ E-mail Address _____

What Organization are you affiliated with: 4-H _____ FFA Chapter _____ Name of Club _____

Or are you independent _____ Who is your advisor _____

Be sure to read special rules and closing dates for all shows. Entry blanks may be photocopied if you need additional ones.

The exhibitor proposes to enter and exhibit the following articles at the Schoharie County Sunshine Fair. All articles will be entered for exhibition in accordance with the Cobleskill Agricultural Society Rules and the exhibitor agrees to abide by the same.

Signature _____

| | Dept. | Section | Class # | Description of Exhibit |
|----|-------|---------|---------|------------------------|
| 1 | 11 | | | |
| 2 | 11 | | | |
| 3 | 11 | | | |
| 4 | 11 | | | |
| 5 | 11 | | | |
| 6 | 11 | | | |
| 7 | 11 | | | |
| 8 | 11 | | | |
| 9 | 11 | | | |
| 10 | 11 | | | |
| 11 | 11 | | | |
| 12 | 11 | | | |
| 13 | 11 | | | |
| 14 | 11 | | | |
| 15 | 11 | | | |
| 16 | 11 | | | |
| 17 | 11 | | | |
| 18 | 11 | | | |
| 19 | 11 | | | |
| 20 | 11 | | | |

Youth Non-LIVESTOCK Entry Payment Summary Form

Department 11 Sections CB to JF, 16 (All Contests), 19 (Dog Show), & 141 (Eggs)

Exhibitor's Name _____ Phone _____

Cobleskill Agricultural Society Admission Policy for Fair Exhibitors

1. Dept. 11 does not have to pay a premium.
2. All entry forms should be received by July 6th. Payments and entry forms should be mailed to Cobleskill Agricultural Society, PO Box 249, Cobleskill, NY 12043.
3. No Late entries
4. In accordance with the bylaws of the Cobleskill Agricultural Society, Schoharie County resident exhibitors 18 years of age or older have the option to purchase a \$60 6-Day Voting Membership Pass in lieu of the \$10 6-Day Exhibitor Pass. Wherever a 10 6-Day Exhibitor Pass is specified, it shall also be understood to read a \$5 6-Day Youth Exhibitor Pass if the exhibitor is 17 years or under.
5. In order to qualify for the purchase of a 6-day exhibitor pass, exhibitors must make a minimum of 3 entries in Dept. 11. Name required on ticket not to be duplicated on other entry forms/
6. Entries will be made on the appropriate entry form.
7. No tickets will be mailed. All tickets will be distributed by the Department Superintendents upon receipt (placement) of entry items. The Exhibitor is responsible for picking up their ticket at the time the entry is dropped off. No replacement tickets will be issued.
8. Submission of an entry implies the exhibitor has read and agrees to the Fair's General Rules and Regulations and the Department's Rules and Regulation.
9. All fees must be remitted with entry.

| | |
|--|----------|
| One of the following MAY be purchased if :policy allows | |
| 6-Day Exhibitor Pass @ \$10 Per Exhibitor 19 & Over | \$ _____ |
| OR | |
| Youth (18 and under)6-Day Exhibitor Pass @ \$5 | \$ _____ |
| OR | |
| Voting Membership 6-Day Pass @ \$60 18 & Over | \$ _____ |
| TOTAL AMOUNT PAID | \$ _____ |

For Office Use Only

Exhibitor # _____

Date _____